


# SUPERIOR COURT OF CALIFORNIA

## COUNTY OF MERCED



### ELDER OR DEPENDENT ADULT ABUSE PACKET

<b>FORMS INCLUDED IN THIS PACKET</b>	
Can a Restraining Order to Prevent Elder or Dependent Adult Abuse Help Me?	Judicial Council Form #EA-100-INFO
Request for Interpreter (Civil)	Judicial Council Form #INT-300
<b>FORMS FOR REQUESTING PARTY TO FILE:</b>	
Civil Case Cover Sheet	Judicial Council Form #CM-010
Confidential CLETS Information	Judicial Council Form #CLETS-001
Request for Elder or Dependent Adult Abuse Orders	Judicial Council Form #EA-100
Notice of Court Hearing Order (Elder or Dependent Adult Abuse Prevention)	Judicial Council Form #EA-109
Temporary Restraining Order (Elder or Dependent Adult Abuse Prevention)	Judicial Council Form #EA-110
Elder or Dependent Adult Abuse Restraining Order After Hearing	Judicial Council Form #EA-130
What is "Proof of Personal Service"?	Judicial Council Form #EA-200-INFO
Proof of Personal Service	Judicial Council Form #EA-200
<b>BLANK FORMS TO SERVE ON RESTRAINED PARTY:</b>	
How Can I Respond to a Request for Elder or Dependent Adult Restraining Orders?	Judicial Council Form #EA-120-INFO
How to Safely Turn In Firearms and Ammunition	Local Form #MSC-AD-015
How Do I Turn In, Sell, or Store My Firearms, Firearm Parts, and Ammunition?	Judicial Council Form #EA-800-INFO
Request for Interpreter (Civil)	Judicial Council Form #INT-300
Response to Request for Elder or Dependent Adult Abuse Restraining Orders	Judicial Council Form #EA-120
Receipt for Firearms, Firearm Parts, and Ammunition	Judicial Council Form #EA-800
Proof of Service of Response by Mail	Judicial Council Form #EA-250

Rev 1/1/2023

PRICE: **\$11.00**

This page intentionally left blank

These instructions cannot cover all of the questions that may arise in a particular case. If you do not know what to do to protect your rights, you should see a lawyer.

## What is a restraining order?

It is a court order that helps protect people from being abused.

## Can I get a restraining order?

If you are a person 65 years or older or a dependent adult, you can ask for a restraining order if you have been or are being:

- Physically abused
- Financially abused
- Mentally or emotionally abused
- Neglected
- Abandoned or abducted
- Isolated, *or*
- Deprived by a caregiver of goods or services you needed to avoid harm or suffering

## How will the order help me?

The court can order a person to:

- Not physically abuse, harass, hit, or threaten you
- Not contact or go near you, *and*
- Not have any firearms (guns), firearm parts, or ammunition. This includes firearm receivers and frames, and any item that may be used as or easily turned into a receiver or frame (see Penal Code section 16531).

For more information about the items a restrained person cannot have, please see <https://selfhelp.courts.ca.gov/restraining-orders/prohibited-items>.

You can also ask for protection for people who live with you and family members.

## Who can apply for an elder or dependent adult abuse restraining order?

In addition to the elder or dependent adult, the following persons may apply for a restraining order on behalf of the elder or dependent adult:

- A conservator or trustee of the elder or dependent adult
- An attorney-in-fact of an elder or dependent adult who acts within the authority of the power of attorney
- A person appointed as a guardian ad litem for the elder or dependent adult
- Any other person legally authorized to seek such relief.

## How much does it cost?

There is no fee for filing a request for a restraining order. You do not need to pay a fee for service of the order. A sheriff or marshal will serve the order for free. Or you may arrange for service by a registered process server or a private party and pay any fee that is charged. The court can make the person who loses the case pay all the court fees and the lawyer's fees for the other party.

## What forms do I need to get the order?

You must fill out all of form [EA-100, Request for Elder or Dependent Adult Abuse Restraining Orders](#), and form [CLETS-001, Confidential CLETS Information](#). If you need attachments, you may use form [MC-025, Attachment](#). You must also fill out items 1 and 2 on form [EA-109, Notice of Court Hearing](#), and items 1, 2, and 3 on form [EA-110, Temporary Restraining Order](#).

## Where can I get these forms?

You can get the forms from legal publishers or from the California Courts website at [www.courts.ca.gov/forms](http://www.courts.ca.gov/forms). You also may be able to find them at your local courthouse or county law library.

## What do I need to do to get the order?

You must go to the superior court in the county where the abuse took place or the person to be restrained lives. At the court, ask where you should file your request for a restraining order. (A self-help center or legal aid association may be able to assist you in filing your request.) At the court, give your forms to the clerk of the court. The clerk will give you a hearing date on the *Notice of Court Hearing* form, and if your request for immediate orders is granted, a copy of the *Temporary Restraining Order* signed by a judicial officer.

## How soon can I get the order?

If you ask for a temporary restraining order, the court will decide within 24 hours whether or not to make the order. Sometimes the court decides sooner. Ask whether you should wait or come back later to get the signed *Notice of Court Hearing and Temporary Restraining Order*.



**How long does the order last?**

If the court makes a temporary order, it will last until your hearing date. At that time, the court will decide to continue or cancel the order. The order could last for up to five years.

**How will the person to be restrained know about the order?**

Someone age 18 or older—**not you** or anyone else to be protected by the order—must “serve” (give) the person to be restrained a copy of the order. The server must then fill out form [EA-200, Proof of Personal Service](#), and give it to you to file with the court. For help with service, ask the court clerk for form [EA-200-INFO, What Is “Proof of Personal Service?”](#)

**What if the restrained person does not obey the order?**

Call the police. The restrained person can be arrested and charged with a crime.

**Do I have to go to court?**

Yes. Go to court on the date the clerk gives you.

**Do I need to bring a witness to the court hearing?**

Witnesses are not required, but it helps to have more proof of the abuse than just your word. You can bring:

- Witnesses
  - Written statements from witnesses made under oath
  - Photos
  - Medical or police reports
  - Damaged property
  - Threatening letters, emails, or telephone messages
- The court may or may not let witnesses speak at the hearing. So, if possible, you should bring their written statements under oath to the hearing. (You can use form [MC-030](#) for this.)

**Do I need a lawyer?**

Having a lawyer is always a good idea, but it is not required and you are not entitled to a free, court-appointed attorney. Ask the court clerk about free and low-cost legal services and self-help centers in your county.

**Will I see the restrained person at the court hearing?**

If the person comes to the hearing, yes. But that person does not have the right to speak to you. If you are afraid, tell the court officer.

**Can I bring someone with me to court?**

Yes. You can bring someone to sit with you during the hearing. But that person cannot speak for you in court. Only you or your lawyer (if you have one) can speak for you.

**What if I don't speak English?**

When you file your papers, ask the clerk if a court interpreter is available. You can also use form [INT-300, Request for Interpreter \(Civil\)](#) or a local court form or website to request an interpreter. For more information about court interpreters, go to <https://selfhelp.courts.ca.gov/request-interpreter>.

**EA-109 Notice of Court Hearing**

Clerk stamps date here when form is filed.

**1 Elder or Dependent Adult in Need of Protection**

a. Full Name: \_\_\_\_\_  
 Person requesting protection for the elder or dependent adult, if different (person named in item 3 of Form EA-100):  
 Full Name: \_\_\_\_\_  
 Lawyer for person named above (if any for this case):  
 Name: \_\_\_\_\_ State Bar No.: \_\_\_\_\_

b. Firm Name: \_\_\_\_\_  
 Address for person named above (If you have a lawyer, give your lawyer's information. If you do not have a lawyer, give information for the person requesting the order. If you want to keep your home address private, you may give a different mailing address instead. You do not have to give telephone, fax, or e-mail.):  
 Address: \_\_\_\_\_  
 City: \_\_\_\_\_ State: \_\_\_\_\_ Zip: \_\_\_\_\_  
 Telephone: \_\_\_\_\_ Fax: \_\_\_\_\_  
 E-Mail Address: \_\_\_\_\_

Fill in court name and street address:  
 Superior Court of California, County of \_\_\_\_\_  
 Court fills in case number when form is filed.  
 Case Number: \_\_\_\_\_

**2 Person You Want Protection From**  
 Full Name: \_\_\_\_\_  
The court will complete the rest of this form.

**3 Notice of Hearing**  
 A court hearing is scheduled on the request for restraining orders against the person in 2: \_\_\_\_\_  
 Name and address of court if different from above: \_\_\_\_\_  
 Hearing Date: \_\_\_\_\_ Date: \_\_\_\_\_ Time: \_\_\_\_\_  
 Dept.: \_\_\_\_\_ Room: \_\_\_\_\_

**4 Temporary Restraining Orders** (Any orders granted are on Form EA-110, served with this notice.)  
 a. Temporary Restraining Orders for personal conduct and stay-away orders as requested in Form EA-100, Request for Elder on Dependent Adult Abuse Restraining Orders are (check only one box below):  
 (1)  All GRANTED until the court hearing.  
 (2)  All DENIED until the court hearing. (Specify reasons for denial in b, below.)  
 (3)  Partly GRANTED and partly DENIED until the court hearing. (Specify reasons for denial in b, below.)

Judicial Council of California, www.courts.ca.gov  
 New January 1, 2012, Mandatory Form  
 Welfare and Institutions Code, § 16601.05  
 Approved by DOJ

**Notice of Court Hearing**  
 (Elder or Dependent Adult Abuse Prevention)

EA-109, Page 1 of 3



**What if the restrained person's abuse caused me to owe money or debts?**

If the restrained person's financial abuse caused you to have certain debts or bills (such as using your name to open a credit card and make purchases that you didn't agree to), you can ask the judge to make a special decision or finding that the restrained person caused you to have the debts or bills. This special finding may be helpful if you are sued for the debts or bills.

**Information about the process is also available online.**

See <https://selfhelp.courts.ca.gov/EA-restraining-order>.

**For help in your area, contact:**

*[Local information may be inserted.]*

**Can I agree with the restrained person to cancel the order?**

No. Once the order is issued, only the judge can change or cancel it. You or the restrained person would have to file a request with the court to cancel the order.

**What if I have a disability?**

If you have a disability and need an accommodation while you are at court, you can use form [MC-410, Disability Accommodation Request](#), to make your request. You can also ask the ADA Coordinator in your court for help. For more information, see form [MC-410-INFO, How to Request a Disability Accommodation for Court](#).

This page intentionally left blank

Clerk stamps date here when form is filed.

Fill out this form if you or a witness in your case needs an interpreter when you are in court.

See instructions on page 2 of this form for more information.

- 1 Your Information** (person requesting an interpreter). *If you have a lawyer, give your lawyer's information.*

Name: \_\_\_\_\_

State Bar No.: \_\_\_\_\_

Firm Name: \_\_\_\_\_

Address: \_\_\_\_\_

City: \_\_\_\_\_ State: \_\_\_\_ Zip: \_\_\_\_\_

Telephone: \_\_\_\_\_

E-Mail Address: \_\_\_\_\_

Fill in court name and street address:

**Superior Court of California, County of  
MERCED**

\_\_ 2260 N Street, Merced, CA 95340

\_\_ 627 W. 21st St., Merced, CA 95340

\_\_ 1159 G St., Los Banos, CA 93635

Court fills in case number when form is filed.

**Case Number:**

- 2 I am a party in this case** (check one item below):

Plaintiff/Petitioner     Defendant/Respondent     Other (describe): \_\_\_\_\_

- 3 I need an interpreter in the following language when I am in court:**

español (Spanish)     Tiếng Việt (Vietnamese)     한국어 (Korean)     普通话 (Mandarin)  
 广东话 (Cantonese)     فارسی (Farsi/Persian)     русский (Russian)     Tagalog (Tagalog)  
 العربية (Arabic)     ਪੰਜਾਬੀ (Punjabi)     Other: \_\_\_\_\_

Include town of origin, if you speak an indigenous language: \_\_\_\_\_

- 4 I have a witness who needs an interpreter for the following court date:**

(Complete a separate form for each witness.)

a. Date: \_\_\_\_\_ Time: \_\_\_\_\_

Department and judicial officer, if known: \_\_\_\_\_

No date is set yet.

b. The witness needs an interpreter in (check one):

The language marked above    **OR**

Other (enter the language the witness speaks): \_\_\_\_\_

Date: \_\_\_\_\_



Signature of party or attorney



Your Name:

Case Number:

---

## INSTRUCTIONS

- Court proceedings are in English. If a party or witness does not speak or understand English well, he or she may need an interpreter. The interpreter will allow him or her to testify, speak to the judge, and understand what others are saying in court. Certified and registered court interpreters are trained to interpret in court. If you need language help, you can ask the court to provide a court interpreter by filling out the first page of this form.
- You should complete this form if you or a witness in your case needs an interpreter. A witness is someone who provides information in court, under oath. You should complete a separate form for every witness who needs language help. Complete the first page and file it with the court. Check with your local court to find out how far in advance you must file a request for an interpreter. You can also find out when the court will answer your request.
- Courts try to provide an interpreter in every language and in every civil case. The court will provide you with a response to let you know if your request was granted. Sometimes, a court cannot provide an interpreter in every case.



### Request for Accommodations

Assistive listening systems, computer-assisted real-time captioning, or sign language interpreter services are available if you ask at least five days before the hearing. Contact the clerk's office or go to [www.courts.ca.gov/forms](http://www.courts.ca.gov/forms) for *Request for Accommodations by Persons With Disabilities and Response* (Form MC-410). (Civ. Code, § 54.8.)



ATTORNEY OR PARTY WITHOUT ATTORNEY (Name, State Bar number, and address):		<b>FOR COURT USE ONLY</b>	
TELEPHONE NO.: _____ E-MAIL ADDRESS: _____ ATTORNEY FOR (Name): _____	FAX NO. (Optional): _____		
<b>SUPERIOR COURT OF CALIFORNIA, COUNTY OF MERCED</b> STREET ADDRESS: <input type="checkbox"/> 627 W. 21st St. <input type="checkbox"/> 1159 G St. MAILING ADDRESS:    627 W. 21st St.                      1159 G St. CITY AND ZIP CODE:    Merced, CA 95340                      Los Banos, CA 93635 BRANCH NAME: <b>CIVIL</b>			
CASE NAME: _____			
<b>CIVIL CASE COVER SHEET</b> <input checked="" type="checkbox"/> <b>Unlimited</b> (Amount demanded exceeds \$25,000) <input type="checkbox"/> <b>Limited</b> (Amount demanded is \$25,000 or less)		<b>Complex Case Designation</b> <input type="checkbox"/> Counter <input type="checkbox"/> Joinder Filed with first appearance by defendant (Cal. Rules of Court, rule 3.402)	
CASE NUMBER: _____		JUDGE: _____ DEPT.: _____	

*Items 1–6 below must be completed (see instructions on page 2).*

1. Check **one** box below for the case type that best describes this case:

<p><b>Auto Tort</b></p> <input type="checkbox"/> Auto (22) <input type="checkbox"/> Uninsured motorist (46) <p><b>Other PI/PD/WD (Personal Injury/Property Damage/Wrongful Death) Tort</b></p> <input type="checkbox"/> Asbestos (04) <input type="checkbox"/> Product liability (24) <input type="checkbox"/> Medical malpractice (45) <input type="checkbox"/> Other PI/PD/WD (23) <p><b>Non-PI/PD/WD (Other) Tort</b></p> <input type="checkbox"/> Business tort/unfair business practice (07) <input type="checkbox"/> Civil rights (08) <input type="checkbox"/> Defamation (13) <input type="checkbox"/> Fraud (16) <input type="checkbox"/> Intellectual property (19) <input type="checkbox"/> Professional negligence (25) <input type="checkbox"/> Other non-PI/PD/WD tort (35) <p><b>Employment</b></p> <input type="checkbox"/> Wrongful termination (36) <input type="checkbox"/> Other employment (15)	<p><b>Contract</b></p> <input type="checkbox"/> Breach of contract/warranty (06) <input type="checkbox"/> Rule 3.740 collections (09) <input type="checkbox"/> Other collections (09) <input type="checkbox"/> Insurance coverage (18) <input type="checkbox"/> Other contract (37) <p><b>Real Property</b></p> <input type="checkbox"/> Eminent domain/Inverse condemnation (14) <input type="checkbox"/> Wrongful eviction (33) <input type="checkbox"/> Other real property (26) <p><b>Unlawful Detainer</b></p> <input type="checkbox"/> Commercial (31) <input type="checkbox"/> Residential (32) <input type="checkbox"/> Drugs (38) <p><b>Judicial Review</b></p> <input type="checkbox"/> Asset forfeiture (05) <input type="checkbox"/> Petition re: arbitration award (11) <input type="checkbox"/> Writ of mandate (02) <input type="checkbox"/> Other judicial review (39)	<p><b>Provisionally Complex Civil Litigation (Cal. Rules of Court, rules 3.400–3.403)</b></p> <input type="checkbox"/> Antitrust/Trade regulation (03) <input type="checkbox"/> Construction defect (10) <input type="checkbox"/> Mass tort (40) <input type="checkbox"/> Securities litigation (28) <input type="checkbox"/> Environmental/Toxic tort (30) <input type="checkbox"/> Insurance coverage claims arising from the above listed provisionally complex case types (41) <p><b>Enforcement of Judgment</b></p> <input type="checkbox"/> Enforcement of judgment (20) <p><b>Miscellaneous Civil Complaint</b></p> <input type="checkbox"/> RICO (27) <input type="checkbox"/> Other complaint ( <i>not specified above</i> ) (42) <p><b>Miscellaneous Civil Petition</b></p> <input type="checkbox"/> Partnership and corporate governance (21) <input checked="" type="checkbox"/> Other petition ( <i>not specified above</i> ) (43)
--	--	---

**ELDER ABUSE RESTRAINING ORDER**

2. This case  is  is not complex under rule 3.400 of the California Rules of Court. If the case is complex, mark the factors requiring exceptional judicial management:

a. <input type="checkbox"/> Large number of separately represented parties	d. <input type="checkbox"/> Large number of witnesses
b. <input type="checkbox"/> Extensive motion practice raising difficult or novel issues that will be time-consuming to resolve	e. <input type="checkbox"/> Coordination with related actions pending in one or more courts in other counties, states, or countries, or in a federal court
c. <input type="checkbox"/> Substantial amount of documentary evidence	f. <input type="checkbox"/> Substantial postjudgment judicial supervision

3. Remedies sought (*check all that apply*): a.  monetary    b.  nonmonetary; declaratory or injunctive relief    c.  punitive

4. Number of causes of action (*specify*): **1**

5. This case  is  is not a class action suit.

6. If there are any known related cases, file and serve a notice of related case. (*You may use form CM-015.*)

Date: \_\_\_\_\_

(TYPE OR PRINT NAME)

(SIGNATURE OF PARTY OR ATTORNEY FOR PARTY)

**NOTICE**

- Plaintiff must file this cover sheet with the first paper filed in the action or proceeding (except small claims cases or cases filed under the Probate Code, Family Code, or Welfare and Institutions Code). (Cal. Rules of Court, rule 3.220.) Failure to file may result in sanctions.
- File this cover sheet in addition to any cover sheet required by local court rule.
- If this case is complex under rule 3.400 et seq. of the California Rules of Court, you must serve a copy of this cover sheet on all other parties to the action or proceeding.
- Unless this is a collections case under rule 3.740 or a complex case, this cover sheet will be used for statistical purposes only.

**To Plaintiffs and Others Filing First Papers.** If you are filing a first paper (for example, a complaint) in a civil case, you **must** complete and file, along with your first paper, the Civil Case Cover Sheet contained on page 1. This information will be used to compile statistics about the types and numbers of cases filed. You must complete items 1 through 6 on the sheet. In item 1, you must check **one** box for the case type that best describes the case. If the case fits both a general and a more specific type of case listed in item 1, check the more specific one. If the case has multiple causes of action, check the box that best indicates the **primary** cause of action. To assist you in completing the sheet, examples of the cases that belong under each case type in item 1 are provided below. A cover sheet must be filed only with your initial paper. Failure to file a cover sheet with the first paper filed in a civil case may subject a party, its counsel, or both to sanctions under rules 2.30 and 3.220 of the California Rules of Court.

**To Parties in Rule 3.740 Collections Cases.** A "collections case" under rule 3.740 is defined as an action for recovery of money owed in a sum stated to be certain that is not more than \$25,000, exclusive of interest and attorney's fees, arising from a transaction in which property, services, or money was acquired on credit. A collections case does not include an action seeking the following: (1) tort damages, (2) punitive damages, (3) recovery of real property, (4) recovery of personal property, or (5) a prejudgment writ of attachment. The identification of a case as a rule 3.740 collections case on this form means that it will be exempt from the general time-for-service requirements and case management rules, unless a defendant files a responsive pleading. A rule 3.740 collections case will be subject to the requirements for service and obtaining a judgment in rule 3.740.

**To Parties in Complex Cases.** In complex cases only, parties must also use the Civil Case Cover Sheet to designate whether the case is complex. If a plaintiff believes the case is complex under rule 3.400 of the California Rules of Court, this must be indicated by completing the appropriate boxes in items 1 and 2. If a plaintiff designates a case as complex, the cover sheet must be served with the complaint on all parties to the action. A defendant may file and serve no later than the time of its first appearance a joinder in the plaintiff's designation, a counter-designation that the case is not complex, or, if the plaintiff has made no designation, a designation that the case is complex.

### CASE TYPES AND EXAMPLES

#### Auto Tort

Auto (22)–Personal Injury/Property Damage/Wrongful Death  
Uninsured Motorist (46) (*if the case involves an uninsured motorist claim subject to arbitration, check this item instead of Auto*)

#### Other PI/PD/WD (Personal Injury/Property Damage/Wrongful Death) Tort

Asbestos (04)  
Asbestos Property Damage  
Asbestos Personal Injury/Wrongful Death  
Product Liability (*not asbestos or toxic/environmental*) (24)  
Medical Malpractice (45)  
Medical Malpractice–Physicians & Surgeons  
Other Professional Health Care Malpractice  
Other PI/PD/WD (23)  
Premises Liability (e.g., slip and fall)  
Intentional Bodily Injury/PD/WD (e.g., assault, vandalism)  
Intentional Infliction of Emotional Distress  
Negligent Infliction of Emotional Distress  
Other PI/PD/WD

#### Non-PI/PD/WD (Other) Tort

Business Tort/Unfair Business Practice (07)  
Civil Rights (e.g., discrimination, false arrest) (*not civil harassment*) (08)  
Defamation (e.g., slander, libel) (13)  
Fraud (16)  
Intellectual Property (19)  
Professional Negligence (25)  
Legal Malpractice  
Other Professional Malpractice (*not medical or legal*)  
Other Non-PI/PD/WD Tort (35)

#### Employment

Wrongful Termination (36)  
Other Employment (15)

#### Contract

Breach of Contract/Warranty (06)  
Breach of Rental/Lease  
Contract (*not unlawful detainer or wrongful eviction*)  
Contract/Warranty Breach–Seller Plaintiff (*not fraud or negligence*)  
Negligent Breach of Contract/Warranty  
Other Breach of Contract/Warranty  
Collections (e.g., money owed, open book accounts) (09)  
Collection Case–Seller Plaintiff  
Other Promissory Note/Collections Case  
Insurance Coverage (*not provisionally complex*) (18)  
Auto Subrogation  
Other Coverage  
Other Contract (37)  
Contractual Fraud  
Other Contract Dispute

#### Real Property

Eminent Domain/Inverse Condemnation (14)  
Wrongful Eviction (33)  
Other Real Property (e.g., quiet title) (26)  
Writ of Possession of Real Property  
Mortgage Foreclosure  
Quiet Title  
Other Real Property (*not eminent domain, landlord/tenant, or foreclosure*)

#### Unlawful Detainer

Commercial (31)  
Residential (32)  
Drugs (38) (*if the case involves illegal drugs, check this item; otherwise, report as Commercial or Residential*)

#### Judicial Review

Asset Forfeiture (05)  
Petition Re: Arbitration Award (11)  
Writ of Mandate (02)  
Writ–Administrative Mandamus  
Writ–Mandamus on Limited Court Case Matter  
Writ–Other Limited Court Case Review  
Other Judicial Review (39)  
Review of Health Officer Order  
Notice of Appeal–Labor Commissioner Appeals

#### Provisionally Complex Civil Litigation (Cal. Rules of Court Rules 3.400–3.403)

Antitrust/Trade Regulation (03)  
Construction Defect (10)  
Claims Involving Mass Tort (40)  
Securities Litigation (28)  
Environmental/Toxic Tort (30)  
Insurance Coverage Claims (*arising from provisionally complex case type listed above*) (41)

#### Enforcement of Judgment

Enforcement of Judgment (20)  
Abstract of Judgment (Out of County)  
Confession of Judgment (*non-domestic relations*)  
Sister State Judgment  
Administrative Agency Award (*not unpaid taxes*)  
Petition/Certification of Entry of Judgment on Unpaid Taxes  
Other Enforcement of Judgment Case

#### Miscellaneous Civil Complaint

RICO (27)  
Other Complaint (*not specified above*) (42)  
Declaratory Relief Only  
Injunctive Relief Only (*non-harassment*)  
Mechanics Lien  
Other Commercial Complaint Case (*non-tort/non-complex*)  
Other Civil Complaint (*non-tort/non-complex*)

#### Miscellaneous Civil Petition

Partnership and Corporate Governance (21)  
Other Petition (*not specified above*) (43)  
Civil Harassment  
Workplace Violence  
Elder/Dependent Adult Abuse  
Election Contest  
Petition for Name Change  
Petition for Relief From Late Claim  
Other Civil Petition

**California Law Enforcement Telecommunications System (CLETS)  
Information Form**

- This form is submitted with the initial filing (*date*): \_\_\_\_\_
- This is an amended form (*date*): \_\_\_\_\_

**Important: This form MUST NOT become part of the public court file. It is confidential and private.**

Fill out as much of this form as you can and give it to the court clerk. If the court issues a restraining order, this form will provide law enforcement with information that will help them enforce it. If any of this information changes, fill out a new (amended) form.

<b>Case Number</b> ( <i>if you know it</i> ): _____
---

**1 Person to Be Protected** (*Name*): \_\_\_\_\_

Sex:  M  F    Height: \_\_\_\_\_    Weight: \_\_\_\_\_    Race: \_\_\_\_\_

Hair Color: \_\_\_\_\_    Eye Color: \_\_\_\_\_    Age: \_\_\_\_\_    Date of Birth: \_\_\_\_\_

Mailing Address (*listed on restraining order*): \_\_\_\_\_

City: \_\_\_\_\_    State: \_\_\_\_\_    Zip: \_\_\_\_\_    Telephone (*optional*): \_\_\_\_\_

Vehicle (*Type, Model, Year*): \_\_\_\_\_ (*License Number and State*): \_\_\_\_\_

**2 Person to Be Restrained** (*Name*): \_\_\_\_\_

Sex:  M  F    Height: \_\_\_\_\_    Weight: \_\_\_\_\_    Race: \_\_\_\_\_

Hair Color: \_\_\_\_\_    Eye Color: \_\_\_\_\_    Age: \_\_\_\_\_    Date of Birth: \_\_\_\_\_

Residence Address: \_\_\_\_\_

City: \_\_\_\_\_    State: \_\_\_\_\_    Zip: \_\_\_\_\_    Telephone: \_\_\_\_\_

Business Address: \_\_\_\_\_

City: \_\_\_\_\_    State: \_\_\_\_\_    Zip: \_\_\_\_\_    Telephone: \_\_\_\_\_

Employer: \_\_\_\_\_

Occupation/Title: \_\_\_\_\_    Work Hours: \_\_\_\_\_

Driver's License Number and State: \_\_\_\_\_    Social Security Number: \_\_\_\_\_

Vehicle (*Type, Model, Year*): \_\_\_\_\_ (*License Number and State*): \_\_\_\_\_

Describe any marks, scars, or tattoos: \_\_\_\_\_

Other names used by the restrained person: \_\_\_\_\_

**3 Guns or Firearms**    Describe any guns or firearms that you believe the person in **2** owns or has access to (*Number, types, and locations*):

\_\_\_\_\_

\_\_\_\_\_

**4 Other People to Be Protected**

	<u>Name</u>	<u>Date of Birth</u>	<u>Sex</u>	<u>Race</u>	<u>Relation to Person in 1</u>
_____	_____	_____	_____	_____	_____
_____	_____	_____	_____	_____	_____

Additional persons to be protected are listed on Attachment 4.

**This is not a Court Order—Do not place in court file.**

This page intentionally left blank

Clerk stamps date here when form is filed.

Read *Can a Restraining Order to Prevent Elder or Dependent Adult Abuse Help Me?* (form EA-100-INFO) before completing this form. Also fill out *Confidential CLETS Information* (form CLETS-001) with as much information as you know.

Fill in court name and street address:

**Superior Court of California, County of MERCED**  
 \_\_\_ 627 W. 21st St., Merced, CA 95340  
 \_\_\_ 1159 G St., Los Banos, CA 93635

Court fills in case number when form is filed.

**Case Number:****1 Elder or Dependent Adult in Need of Protection**

Full Name: \_\_\_\_\_

Gender:  M  F  Nonbinary Age: \_\_\_\_\_**2 Person From Whom Protection Is Sought**

Full Name: \_\_\_\_\_

Address (if known): \_\_\_\_\_

City: \_\_\_\_\_ State: \_\_\_\_\_ Zip: \_\_\_\_\_

**3 Person Requesting Order**

Who is asking the court for protection? (Check a, b, or c):

a.  The elder or dependent adult named in ①.

b.  Name: \_\_\_\_\_  
 conservator of the  person  estate  person and estate  
 of the person named in ①, appointed by (name of court): \_\_\_\_\_

Case No.: \_\_\_\_\_

c.  Other (name) \_\_\_\_\_

(Show this person's legal authority to make this request on an attached sheet of paper. Write "Attachment 3c—Information About Person Requesting Protective Order" for a title. You may use form MC-025, Attachment.)

**4 Contact Information**

Contact information for the person asking the court for protection

a. Your Lawyer (if you have one for this case)

Name: \_\_\_\_\_ State Bar No.: \_\_\_\_\_

Firm Name: \_\_\_\_\_

b. Your Address (If you have a lawyer, give your lawyer's information. If you do not have a lawyer and want to keep your home address private, you may give a different mailing address instead. The person in ① does not have to give telephone, fax, or email.)

Address: \_\_\_\_\_

City: \_\_\_\_\_ State: \_\_\_\_\_ Zip: \_\_\_\_\_

Telephone: \_\_\_\_\_ Fax: \_\_\_\_\_

Email Address: \_\_\_\_\_

**This is not a Court Order.**

**5 Description of Protected Person**

The person named in ① (check a or b):

- a.  Is age 65 or older and a resident of California.
- b.  Is a resident of California and an adult under age 65. This person has physical or mental limitations that restrict his or her ability to carry out normal activities or to protect his or her rights. (Briefly describe limitations on the attached sheet of paper or form MC-025. Write "Attachment 5b—Description of Protected Person" for a title.)

**6 Additional Protected Persons**

a. Are you asking for protection for any other family or household members or for the conservator of the elder or dependent adult listed in ①?  Yes  No (If yes, list them):

<u>Full Name</u>	<u>Gender</u>	<u>Age</u>	<u>Relation to person in ①?</u>	<u>Lives with person in ①?</u>
_____	_____	_____	_____	<input type="checkbox"/> Yes <input type="checkbox"/> No
_____	_____	_____	_____	<input type="checkbox"/> Yes <input type="checkbox"/> No
_____	_____	_____	_____	<input type="checkbox"/> Yes <input type="checkbox"/> No
_____	_____	_____	_____	<input type="checkbox"/> Yes <input type="checkbox"/> No

Check here if there are more persons. Attach a sheet of paper and write "Attachment 6a—Additional Protected Persons" for a title. You may use form MC-025, Attachment.

b. Why do these people need protection? (Explain below):

Check here if there is not enough space for your answer. Put your complete answer on the attached sheet of paper or form MC-025 and write "Attachment 6b—Why Others Need Protection" for a title.

\_\_\_\_\_

\_\_\_\_\_

\_\_\_\_\_

\_\_\_\_\_

\_\_\_\_\_

\_\_\_\_\_

**7 Relationship of Parties**

How does the person in ① know the person in ②? (Explain below):

Check here if there is not enough space for your answer. Put your complete answer on the attached sheet of paper or form MC-025 and write "Attachment 7—Relationship of Parties" for a title.

\_\_\_\_\_

\_\_\_\_\_

\_\_\_\_\_

\_\_\_\_\_

\_\_\_\_\_

**This is not a Court Order.**



**8 Description of Abuse**

a. Abuse means either:

- (1) Physical abuse, neglect, financial abuse, abandonment, isolation, abduction, or other treatment with resulting physical harm or pain or mental suffering; or
- (2) The withholding by a caretaker of goods or services that are necessary to avoid physical harm or mental suffering.

b. Tell the court about the last time the person in (2) abused the person in (1).

(1) When did it happen? *(Provide date or estimated date)*: \_\_\_\_\_

(2) Who else was there?

(3) Describe what happened below.

Check here if there is not enough space for your answer. Put your complete answer on the attached sheet of paper or form MC-025 and write "Attachment 8b(3)—Describe Abuse" for a title.

(4) Was the abuse **solely financial abuse** unaccompanied by force, threat, harassment, intimidation, or any other form of abuse?

Yes, only financial abuse.  No, the abuse included other forms of abuse described above.

(5) Did the person in (2) use or threaten to use a gun or any other weapon?

Yes  No *(If yes, explain below)*:

Check here if there is not enough space for your answer. Put your complete answer on the attached sheet of paper or form MC-025 and write "Attachment 8b(5)—Use of Weapons" for a title.

(6) Was the person in (1) harmed or injured as a result of the acts of abuse described above?

Yes  No *(If yes, explain below)*:

Check here if there is not enough space for your answer. Put your complete answer on the attached sheet of paper or form MC-025 and write "Attachment 8b(6)—Harm or Injury" for a title.

(7) Did the police come?  Yes  No

If yes, did they give the person in (1) or the person in (2) an Emergency Protective Order?  Yes  No

If yes, the order protects *(check all that apply)*:

the person in (1)  the person in (2)  the persons in (6).

*(Attach a copy of the order if you have one.)*

**This is not a Court Order.**



8 c. Is the person in 2 a care custodian who deprived the person in 1 of (kept from the person, did not allow the person to have or receive, or did not provide the person with) goods or services that the person needed to avoid physical harm or mental suffering?  Yes  No

(If yes, describe below what the person was deprived of and how that affected the person):

Check here if there is not enough space for your answer. Put your complete answer on the attached sheet of paper or form MC-025 and write "Attachment 8c—Deprivation by Care Custodian" for a title.

\_\_\_\_\_  
\_\_\_\_\_

d. Has the person in 2 abused the person in 1 at other times?

Yes  No (If yes, describe prior incidents and provide dates below):

Check here if there is not enough space for your answer. Put your complete answer on the attached sheet of paper or form MC-025 and write "Attachment 8d—Previous Abuse" for a title.

\_\_\_\_\_  
\_\_\_\_\_  
\_\_\_\_\_

9 Venue

Why are you filing in this county? (Check all that apply):

- a.  The person in 2 lives in this county.
- b.  The person in 1 was abused by the person in 2 in this county.
- c.  Other (specify): \_\_\_\_\_

10 Other Court Cases

a. Has the person in 1 or any of the persons named in 6 been involved in another court case with the person in 2?  No  Yes (If yes, specify the kind of each case and indicate where and when each was filed):

	Kind of Case	Filed in (County/State)	Year Filed	Case Number (if known)
(1)	<input type="checkbox"/> Elder or Dependent Adult Abuse	_____	_____	_____
(2)	<input type="checkbox"/> Civil Harassment	_____	_____	_____
(3)	<input type="checkbox"/> Domestic Violence	_____	_____	_____
(4)	<input type="checkbox"/> Divorce, Nullity, Legal Separation	_____	_____	_____
(5)	<input type="checkbox"/> Paternity, Parentage, Child Custody	_____	_____	_____
(6)	<input type="checkbox"/> Eviction	_____	_____	_____
(7)	<input type="checkbox"/> Guardianship	_____	_____	_____
(8)	<input type="checkbox"/> Workplace Violence	_____	_____	_____
(9)	<input type="checkbox"/> Small Claims	_____	_____	_____
(10)	<input type="checkbox"/> Criminal	_____	_____	_____
(11)	<input type="checkbox"/> Other (specify): _____	_____	_____	_____

b. Are there now any protective or restraining orders in effect relating to the person in 1 or any of the persons named in 6 and the person in 2?  No  Yes (If yes, attach a copy if you have one.)

**This is not a Court Order.**





**Check the orders you want.**

**11  Personal Conduct Orders**

I ask the court to order the person in **2** **not** to do any of the following things to the person in **1** or to any person to be protected listed in **6**:

- a.  Physically abuse, financially abuse, intimidate, molest, attack, strike, stalk, threaten, assault (sexually or otherwise), hit, harass, destroy the personal property of, or disturb the peace of the person.
- b.  Contact the person, either directly or indirectly, in **any** way, including, but not limited to, in person, by telephone, in writing, by public or private mail, by interoffice mail, by email, by text message, by fax, or by other electronic means.
- c.  Other (*specify*):
  - Check here if there is not enough space for your answer. Put your complete answer on the attached sheet of paper or form MC-025 and write "Attachment 11c—Other Personal Conduct Orders" for a title.*

\_\_\_\_\_  
 \_\_\_\_\_  
 \_\_\_\_\_

*The person in **2** will be ordered not to take any action to get the addresses or locations of any protected person unless the court finds good cause not to make the order.*

**12  Stay-Away Orders**

a. I ask the court to order the person in **2** to stay at least \_\_\_\_\_ yards away from (*check all that apply*):

- (1)  The elder or dependent adult in **1**.
- (2)  The persons in **6**.
- (3)  The home of the elder or dependent adult.
- (4)  The job or workplace of the elder or dependent adult.
- (5)  The vehicle of the elder or dependent adult.
- (6)  Other (*specify*): \_\_\_\_\_

\_\_\_\_\_  
 \_\_\_\_\_

b. If the court orders the person in **2** to stay away from all the places listed above, will he or she still be able to get to his or her home, school, or job?  Yes  No (*If no, explain below*):

*Check here if there is not enough space for your answer. Put your complete answer on the attached sheet of paper or form MC-025 and write "Attachment 12b—Stay-Away Orders" for a title.*

\_\_\_\_\_  
 \_\_\_\_\_  
 \_\_\_\_\_

**This is not a Court Order.**



**13**  **Move-Out Order**

I ask the court to order the person in **2** to move out from and not return to the residence at (address):

The person in **1** will suffer physical or emotional harm if the person in **2** does not leave the residence. The person in **2** is not named in the title or lease of the residence, either alone or with others beside the person in **1**.

I ask for this move-out order right away to last until the hearing, because:

- a. The person in **2** assaulted or threatened the person in **1** ; and
- b. The person in **1** has the right to live at the above residence. (Explain below):

Check here if there is not enough space for your answer. Put your complete answer on the attached sheet of paper or form MC-025 and write "Attachment 13b—My Right to Residence" for a title.

---



---



---

**14**  **Order for Counseling or Anger Management Courses**

**i** This item is only available in instances of alleged physical abuse or deprivation of care, not in cases with only alleged financial abuse.

- a. I request the person in item **2** be ordered by the court to attend clinical counseling or anger management courses provided by a professional (a counselor, psychologist, psychiatrist, therapist, clinical social worker, or mental or behavioral health professional licensed in the State of California to provide counseling or anger management courses).
- b. Explain why you are requesting an order that the person in item **2** attend clinical counseling or anger management courses.

Check here if there is not enough space for your answer. Put your complete answer on the attached sheet of paper or form MC-025 and write "Attachment 14b— Counseling or Anger Management" for a title.

---



---



---

**15** **Firearms (Guns), Firearm Parts, and Ammunition**

Does the person in **2** own or possess any firearms (guns), firearm parts, or ammunition? This includes firearm receivers and frames, and any item that may be used as or easily turned into a receiver or frame (see Penal Code section 16531).  Yes  No  I don't know

*Unless the abuse is only financial, if the judge grants a protective order, the person in **2** will be prohibited from owning, possessing, purchasing, receiving, or attempting to purchase or receive firearms (guns), firearm parts, and ammunition while the protective order is in effect. The person in **2** will also be ordered to turn in to law enforcement, or sell to or store with a gun dealer, any firearms (guns) and firearm parts within their immediate possession or control.*

**This is not a Court Order.**



**16**  **Temporary Restraining Order**

I request that a Temporary Restraining Order (TRO) be issued against the person in (2) to last until the hearing. I am presenting form EA-110, *Temporary Restraining Order*, for the court’s signature together with this *Request*.

Has the person in (2) been told that you were going to go to court to seek a TRO against them?

- Yes  No (If you answered no, explain why below):
- Check here if there is not enough space for your answer. Put your complete answer on the attached sheet of paper or form MC-025 and write “Attachment 16—Temporary Restraining Order” for a title.

\_\_\_\_\_  
\_\_\_\_\_

**17**  **Request to Give Less Than Five Days' Notice of Hearing**

You must have your papers personally served on the person in (2) at least five days before the hearing, unless the court orders a shorter time for service. (Read form EA-200-INFO, What Is “Proof of Personal Service”?, to learn about serving legal papers. Form EA-200, Proof of Personal Service, may be used to show the court that the papers have been served.)

If you want there to be less than five days between service and the hearing, explain why:

- Check here if there is not enough space for your answer. Put your complete answer on the attached sheet of paper or form MC-025 and write “Attachment 17—Request to Give Less Than Five Days’ Notice” for a title.

\_\_\_\_\_  
\_\_\_\_\_  
\_\_\_\_\_

**18**  **Debts Caused by Financial Abuse**

You can ask the judge to decide at the hearing that certain debts or bills you have were caused by the person in (2)’s financial abuse. This may help you defend against the debt if you are sued in another case.

- a. If you want the judge to make this special finding, list the debts or bills you have that were caused by the person in (2)’s financial abuse.

Check here if you want to list additional debts or bills that were caused by financial abuse. You can attach form MC-025 and write “Attachment 18a—Additional Debts” for a title.

	<u>Money Owed To</u>	<u>For</u>	<u>Amount</u>
(1)	_____	_____	\$ _____
(2)	_____	_____	\$ _____
(3)	_____	_____	\$ _____

- b. Describe what the person in (2) did to cause the debts and bills that you listed above. Provide as much detail as you can about the person in (2)’s financial abuse.

Check here if there is not enough space for your answer. Put your complete answer on the attached sheet of paper or form MC-025 and write “Attachment 18b—How Debt Was Incurred” for a title.

\_\_\_\_\_  
\_\_\_\_\_  
\_\_\_\_\_

**This is not a Court Order.**



**19**  **Lawyer's Fees and Costs**

I ask the court to order payment of my  lawyer's fees  court costs.

The amounts requested are:

<u>Item</u>	<u>Amount</u>	<u>Item</u>	<u>Amount</u>
_____	\$ _____	_____	\$ _____
_____	\$ _____	_____	\$ _____
_____	\$ _____	_____	\$ _____

Check here if there are more items. Put the items and amounts on the attached sheet of paper or form MC-025 and write "Attachment 19—Lawyer's Fees and Costs" for a title.

**20**  **Possession and Protection of Animals**

I ask the court to order the following:

- a.  That the person in **1** be given the sole possession, care, and control of the animals listed below, which they own, possess, lease, keep, or hold, or which reside in their household.  
*(Identify animals by, e.g., type, breed, name, color, sex.)*

\_\_\_\_\_  
\_\_\_\_\_  
\_\_\_\_\_

I request sole possession of the animals because *(specify good cause for granting order):*

Check here if there is not enough space for your answer. Put your complete answer on the attached sheet of paper or form MC-025 and write "Attachment 20a—Possession of Animals" for a title.

\_\_\_\_\_  
\_\_\_\_\_

- b.  That the person in **2** must stay at least \_\_\_\_\_ yards away from, and not take, sell, transfer, encumber, conceal, molest, attack, strike, threaten, harm, or otherwise dispose of, the animals listed above.

**21** **No Fee to Serve Orders** *If you want the sheriff or marshal to serve (notify) the person in **2** about the orders for free, ask the court clerk what you need to do.*

**This is not a Court Order.**



**22**  **Additional Orders Requested**

I ask the court to make the following additional orders (*specify*):

*Check here if there is not enough space for your answer. Put your complete answer on the attached sheet of paper or form MC-025 and write "Attachment 22—Additional Orders Requested" for a title.*

---

---

---

---

---

---

---

---

---

---

**23** Number of pages attached to this form, if any: \_\_\_\_\_

Date: \_\_\_\_\_

\_\_\_\_\_  
*Lawyer's name (if any)*

▶ \_\_\_\_\_  
*Lawyer's signature*

I declare under penalty of perjury under the laws of the State of California that the information above and on all attachments is true and correct.

Date: \_\_\_\_\_

\_\_\_\_\_  
*Type or print your name*

▶ \_\_\_\_\_  
*Signature of person making this request*

**This is not a Court Order.**

This page intentionally left blank

Clerk stamps date here when form is filed.

**1 Elder or Dependent Adult in Need of Protection**

a. Full Name: \_\_\_\_\_

Person requesting protection for the elder or dependent adult, if different (person named in item 3 of form EA-100):

Full Name: \_\_\_\_\_

Lawyer for person named above (if any for this case):

Name: \_\_\_\_\_ State Bar No.: \_\_\_\_\_

Firm Name: \_\_\_\_\_

b. Address for person named above (If you have a lawyer, give your lawyer's information. If you do not have a lawyer, give information for the person requesting the order. If you want to keep your home address private, you may give a different mailing address instead. You do not have to give telephone, fax, or email.):

Address: \_\_\_\_\_

City: \_\_\_\_\_ State: \_\_\_\_\_ Zip: \_\_\_\_\_

Telephone: \_\_\_\_\_ Fax: \_\_\_\_\_

Email Address: \_\_\_\_\_

Fill in court name and street address:

**Superior Court of California, County of**

**MERCED**

\_\_ 627 W. 21st St., Merced, CA 95340

\_\_ 1159 G St., Los Banos, CA 93635

Court fills in case number when form is filed.

**Case Number:**

**2 Person You Want Protection From**

Full Name: \_\_\_\_\_

*The court will complete the rest of this form.*

**3 Notice of Hearing**

**A court hearing is scheduled on the request for restraining orders against the person in 2:**

<b>Hearing Date</b>	→ Date: _____	Time: _____	_____
	Dept.: _____	Room: _____	_____
			_____

Name and address of court if different from above:

**4 Temporary Restraining Orders** (Any orders granted are on form EA-110, served with this notice.)

a. Temporary Restraining Orders for personal conduct and stay-away orders as requested in form EA-100, Request for Elder on Dependent Adult Abuse Restraining Orders are (check only one box below):

(1)  All **GRANTED** until the court hearing.

(2)  All **DENIED** until the court hearing. (Specify reasons for denial in b, below.)

(3)  Partly **GRANTED** and partly **DENIED** until the court hearing. (Specify reasons for denial in b, below.)



**4 Temporary Restraining Orders (Continued)**

b. Reasons for denial of some or all of those personal conduct and stay-away orders as requested in form EA-100, *Request for Elder or Dependent Adult Abuse Restraining Orders*, are:

- (1)  The facts as stated in form EA-100 do not sufficiently show reasonable proof of a past act or acts of abuse of the elder or dependent adult by the person in ②.
- (2)  Other (*specify*):  As stated on Attachment 4b.

\_\_\_\_\_  
 \_\_\_\_\_  
 \_\_\_\_\_  
 \_\_\_\_\_  
 \_\_\_\_\_  
 \_\_\_\_\_  
 \_\_\_\_\_  
 \_\_\_\_\_

**5 Service of Documents by the Person in ①**

At least  five  \_\_\_\_\_ days before the hearing, someone age 18 or older—not you or anyone to be protected—must personally give (serve) a court file-stamped copy of this form EA-109, *Notice of Court Hearing*, to the person in ② along with a copy of all the forms indicated below:

- a. EA-100, *Request for Elder or Dependent Adult Abuse Restraining Orders* (file-stamped)
- b.  EA-110, *Temporary Restraining Order* (file-stamped) **IF GRANTED**
- c. EA-120, *Response to Request for Elder or Dependent Adult Abuse Restraining Orders* (blank form)
- d. EA-250, *Proof of Service of Response by Mail* (blank form)
- e. EA-120-INFO, *How Can I Respond to a Request for Elder or Dependent Adult Abuse Restraining Orders?*
- f.  Other (*specify*): \_\_\_\_\_

Date: \_\_\_\_\_



\_\_\_\_\_  
*Judicial Officer*

**To the Person in ① :**

- The court cannot make the restraining orders after the court hearing unless the person in ② has been personally given (served) a copy of your request and any temporary orders. To show that the person in ② has been served, the person who served the forms must fill out a proof of service form. Form EA-200, *Proof of Personal Service*, may be used.
- For information about service, read form EA-200-INFO, *What Is “Proof of Personal Service”?*
- If you are unable to serve the person in ② in time, you may ask for more time to serve the documents. Use form EA-115, *Request to Continue Court Hearing and to Reissue Temporary Restraining Order*.





**To the Person in ② :**

- If you want to respond to the request for orders in writing, file form EA-120, *Response to Request for Elder or Dependent Adult Abuse Restraining Orders*, and have someone age 18 or older—**not you or anyone to be protected**—mail it to the person in ① .
- The person who mailed the form must fill out a proof of service form. Form EA-250, *Proof of Service of Response by Mail*, may be used. File the completed form with the court before the hearing and bring a copy with you to the court hearing.
- Whether or not you respond in writing, go to the hearing if you want the judge to hear from you before making an order. You may tell the judge why you agree or disagree with the orders requested.
- You may bring witnesses and other evidence.
- **At the hearing, the judge may make restraining orders against you that could last up to five years and may order you to sell or turn in any firearms (guns) and firearm parts that you own or possess. This includes firearm receivers and frames, and any item that may be used as or easily turned into a receiver or frame (see Penal Code section 16531).**

**Request for Accommodations**

Assistive listening systems, computer-assisted real-time captioning, or sign language interpreter services are available if you ask at least five days before the hearing. Contact the clerk's office or go to [www.courts.ca.gov/forms](http://www.courts.ca.gov/forms) for *Disability Accommodation Request* (form MC-410). (Civ. Code, § 54.8.)

*(Clerk will fill out this part.)*

**—Clerk's Certificate—**

I certify that this *Notice of Court Hearing* is a true and correct copy of the original on file in the court.

*Clerk's Certificate*  
[seal]

Date: \_\_\_\_\_

Clerk, by \_\_\_\_\_, Deputy

This page intentionally left blank

Clerk stamps date here when form is filed.

Person in ① must complete items ①, ② and ③ only.

Empty box for clerk stamping date.

1 Protected Elder or Dependent Adult

a. Full Name: \_\_\_\_\_

Person requesting protection for the elder or dependent adult, if different (person named in item ③ of form EA-100):

Full Name: \_\_\_\_\_

Lawyer for person named above (if any, for this case):

Name: \_\_\_\_\_ State Bar No.: \_\_\_\_\_

Firm Name: \_\_\_\_\_

b. Your Address (If you have a lawyer, give your lawyer's information. If you do not have a lawyer and want to keep your home address private, you may give a different mailing address instead. You do not have to give telephone, fax, or email.):

Address: \_\_\_\_\_

City: \_\_\_\_\_ State: \_\_\_\_\_ Zip: \_\_\_\_\_

Telephone: \_\_\_\_\_ Fax: \_\_\_\_\_

Email Address: \_\_\_\_\_

Fill in court name and street address:

Superior Court of California, County of

MERCED

627 W. 21st St., Merced, CA 95340

1159 G St., Los Banos, CA 93635

Court fills in case number when form is filed.

Case Number:

2 Restrained Person

(Give all the information you know. Information with a star (\*) is required to add this order to the California police database. If age is unknown, give an estimate.)

Form for restrained person details including full name, age, date of birth, race, height, weight, hair color, eye color, gender, home address, city, state, zip, and relationship to protected person.

3 Additional Protected Persons

In addition to the elder or dependent adult named in ①, the following family or household members or conservator of that person are protected by the temporary orders indicated below:

Table with columns: Full Name, Gender, Age, Household Member?, Relation to Protected Person. Includes checkboxes for Yes/No.

Check here if there are additional protected persons. List them on an attached sheet of paper and write "Attachment 3—Additional Protected Persons" as a title. You may use form MC-025, Attachment.

4 Expiration Date

This Order expires at the end of the hearing scheduled for the date and time below:

Date: \_\_\_\_\_ Time: \_\_\_\_\_ a.m. p.m.

This is a Court Order.



**To the Person in ② :**

The court has issued the temporary orders checked as granted below. If you do not obey these orders, you can be arrested and charged with a crime. You may have to go to jail for up to one year, pay a fine of up to \$1,000, or both.

**⑤ Personal Conduct Orders**

Not Requested     Denied Until the Hearing     Granted as Follows:

a. You must **not** do the following things to the elder or dependent adult named in ①

and to the other protected persons listed in ③:

- (1)  Physically abuse, financially abuse, intimidate, molest, attack, strike, stalk, threaten, assault (sexually or otherwise), hit, harass, destroy personal property of, or disturb the peace of the person.
- (2)  Contact the person, either directly or indirectly, in **any** way, including, but not limited to, in person, by telephone, in writing, by public or private mail, by interoffice mail, by email, by text messages, by fax, or by other electronic means.
- (3)  Take any action to obtain the person's address or location. If this item ③ is not checked, the court has found good cause not to make this order.
- (4)  Other (*specify*):  
 Other personal conduct orders are attached at the end of this Order on Attachment 5a(4).  
 \_\_\_\_\_  
 \_\_\_\_\_  
 \_\_\_\_\_

b. Peaceful written contact through a lawyer or a process server or other person for service of legal papers related to a court case is allowed and does not violate this order. However, you may have your papers served by mail on the person in ①.

**⑥ Stay-Away Orders**

Not Requested     Denied Until the Hearing     Granted as Follows:

a. You **must** stay at least \_\_\_\_\_ yards away from (*check all that apply*):

- (1)  The elder or dependent adult in ①
- (2)  Each person in ③
- (3)  The home of the elder or dependent adult
- (4)  The job or workplace of the elder or dependent adult
- (5)  The vehicle of the person in ①
- (6)  Other (*specify*):  
 \_\_\_\_\_  
 \_\_\_\_\_  
 \_\_\_\_\_

b. This stay-away order does not prevent you from going to or from your home or place of employment.

**⑦ Move-Out Order**

Not Requested     Denied Until the Hearing     Granted as Follows:

You must immediately move out from and not return to (*address*):

\_\_\_\_\_  
 \_\_\_\_\_

**This is a Court Order.**



**8 No Firearms (Guns), Firearm Parts, or Ammunition**

**Not Issued (financial abuse only)**                       **Granted as Follows:**

**This order must be granted unless only financial abuse is alleged.**

- a. You cannot own, possess, have, buy or try to buy, receive or try to receive, or in any other way get any prohibited items listed in b below.
- b. **Prohibited items are:**
  - (1) Firearms (guns);
  - (2) Firearm parts, meaning receivers, frames, or any item that may be used as or easily turned into a receiver or frame (see Penal Code section 16531); and
  - (3) Ammunition.
- c. You must:
  - (1) Sell to or store with a licensed gun dealer, or turn in to a law enforcement agency, any firearms (guns) and firearm parts in your immediate possession or control. This must be done within 24 hours of being served with this Order.
  - (2) File a receipt with the court within 48 hours of receiving this Order that proves that your firearms (guns) and firearm parts have been turned in, sold, or stored. (You may use form EA-800, *Receipt for Firearms and Firearm Parts*, for the receipt.)
- d.  The court has received information that you own or possess a firearm (gun), firearm parts, or ammunition.

**9 Financial Abuse**

This case  does **not**  does involve **solely financial abuse** unaccompanied by force, threat, harassment, intimidation, or any other form of abuse.

**10 Possession and Protection of Animals**

**Not Requested**     **Denied Until the Hearing**     **Granted as Follows (specify):**

- a.  The person in **(1)** is given the sole possession, care, and control of the animals listed below, which are owned, possessed, leased, kept, or held by him or her, or reside in his or her household.  
*(Identify animals by, e.g., type, breed, name, color, sex.)*

---



---



---



---

- b.  The person in **(2)** must stay at least \_\_\_\_\_ yards away from, and not take, sell, transfer, encumber, conceal, molest, attack, strike, threaten, harm, or otherwise dispose of, the animals listed above.

**This is a Court Order.**



**11 Other Orders**

- Not Requested     Denied Until the Hearing     Granted as Follows (*specify*):

\_\_\_\_\_  
\_\_\_\_\_  
\_\_\_\_\_

- Additional orders are attached at the end of this Order on Attachment 11.

**To the Person in 1 :**

**12 Mandatory Entry of Order Into CARPOS Through CLETS**

This Order must be entered into the California Restraining and Protective Order System (CARPOS) through the California Law Enforcement Telecommunications System (CLETS). (*Check one*):

- a.  The clerk will enter this Order and its proof of service form into CARPOS.
- b.  The clerk will transmit this Order and its proof of service form to a law enforcement agency to be entered into CARPOS.
- c.  By the close of business on the date that this Order is made, the petitioner or the petitioner’s lawyer should deliver a copy of the Order and its proof of service form to the law enforcement agencies listed below to enter into CARPOS:

Name of Law Enforcement Agency

Address (City, State, Zip)

\_\_\_\_\_  
\_\_\_\_\_

- Additional law enforcement agencies are listed at the end of this Order on Attachment 12.

**13 No Fee to Serve (Notify) Restrained Person**

If the sheriff or marshal serves this Order, he or she will do it for free.

**14** Number of pages attached to this Order, if any: \_\_\_\_\_

Date: \_\_\_\_\_

\_\_\_\_\_  
*Judicial Officer*

**This is a Court Order.**



## Warnings and Notices to the Restrained Person in 2

### You Cannot Have Firearms (Guns), Firearm Parts, or Ammunition

If the court grants the orders in item ⑧, you cannot own, have, possess, buy or try to buy, receive or try to receive, or otherwise get any prohibited items listed in item 8b on page 3 while this Order is in effect. If you do, you can go to jail and pay a \$1,000 fine. You must sell to or store with a licensed gun dealer, or turn in to a law enforcement agency, any firearms (guns) and firearm parts that you have or control as stated in item ⑧. The court will require you to prove that you did so.

### Notice Regarding Nonappearance at Hearing and Service of Order

If you have been personally served with this Temporary Restraining Order and form EA-109, *Notice of Court Hearing*, but you do not appear at the hearing either in person or by a lawyer, and a restraining order that does not differ from this order except for the expiration date is issued at the hearing, a copy of the order will be served on you by mail at the address in item ②.

If this address is not correct or you wish to verify that the temporary restraining order was converted into a restraining order at the hearing without substantive change, or to find out the duration of the order, contact the clerk of the court.

### After You Have Been Served With a Restraining Order

- Obey all the orders.
- Read form EA-120-INFO, *How Can I Respond to a Request for Elder or Dependent Adult Abuse Restraining Orders?*, to learn how to respond to this Order.
- If you want to respond, fill out form EA-120, *Response to Request for Elder or Dependent Adult Abuse Restraining Orders*, and file it with the court clerk. You do not have to pay any fee to file your response.
- You must have form EA-120 served on the person in ① (the person asking the court for protection of the elder or dependent adult or the elder or dependent adult if no other person is named in that item), or that person's attorney, by mail. You cannot do this yourself. The person who does the mailing should complete and sign form EA-250, *Proof of Service of Response by Mail*. File the completed proof of service with the court clerk before the hearing date or bring it with you to the hearing.
- In addition to the response, you may file and have declarations served signed by you and other persons who have personal knowledge of the facts. You may use form MC-030, *Declaration*, for this purpose. It is available from the clerk's office at the court shown on page 1 of this form or at [www.courts.ca.gov/forms](http://www.courts.ca.gov/forms). If you do not know how to prepare a declaration, you should see a lawyer.
- Whether or not you file a response, you should attend the hearing. If you have any witnesses, they must also go to the hearing.
- At the hearing, the judge can make restraining orders against you that last for up to five years. Tell the judge why you disagree with the orders requested.

## Instructions for Law Enforcement

### Enforcing the Restraining Order

This order is enforceable by any law enforcement agency that has received the order, is shown a copy of the order, or has verified its existence on the California Restraining and Protective Order System (CARPOS). If the law enforcement agency has not received proof of service on the restrained person, the agency must advise the restrained person of the terms of the order and then must enforce it. Violations of this order are subject to criminal penalties.

**This is a Court Order.**

**Start Date and End Date of Orders**

This order *starts* on the date next to the judge’s signature on page 4. The order *ends* on the expiration date in item ④ on page 1.

**Arrest Required if Order Is Violated**

If an officer has probable cause to believe that the restrained person had notice of the order and has disobeyed the order, the officer must arrest the restrained person. (Pen. Code, §§ 836(c)(1), 13701(b).) A violation of the order may be a violation of Penal Code section 166 or 273.6. Agencies are encouraged to enter violation messages into CARPOS.

**Notice/Proof of Service**

The law enforcement agency must first determine if the restrained person had notice of the order. Consider the restrained person “served” (given notice) if (Pen. Code, § 836(c)(2)):

- The officer sees a copy of the proof of service or confirms that the proof of service is on file; or
- The restrained person was informed of the order by an officer.

An officer can obtain information about the contents of the order and proof of service in CARPOS. If proof of service on the restrained person cannot be verified, the agency must advise the restrained person of the terms of the order and then enforce it.

**If the Protected Person Contacts the Restrained Person**

Even if the protected person invites or consents to contact with the restrained person, this order remains in effect and must be enforced. The protected person cannot be arrested for inviting or consenting to contact with the restrained person. The order can be changed only by another court order. (Pen. Code, § 13710(b).)

**Conflicting Orders—Priorities for Enforcement**

**If more than one restraining order has been issued protecting the protected person from the restrained person, the orders must be enforced in the following priority** (see Pen. Code, § 136.2 and Fam. Code, §§ 6383(h)(2), 6405(b)):

1. *Emergency Protective Order (EPO)*: If one of the orders is an *Emergency Protective Order* (form EPO-001), provisions (e.g., stay-away order) that are more restrictive than in the other restraining/protective orders must be enforced. Provisions of another order that do not conflict with the EPO must be enforced.
2. *No-Contact Order*: If a restraining/protective order includes a no-contact order, the no-contact order must be enforced. Item 5a(2) is an example of a no-contact order.
3. *Criminal Protective Order (CPO)*: If none of the orders include an EPO or a no-contact order, the most recent CPO must be enforced. (Fam. Code, §§ 6383(h)(2) and 6405(b).) Additionally, a CPO issued in a criminal case involving charges of domestic violence, Penal Code sections 261, 261.5, or former 262, or charges requiring sex offender registration must be enforced over any civil court order. (Pen. Code, § 136.2(e)(2).) All provisions in the civil court order that do not conflict with the CPO must be enforced.
4. *Civil Restraining Orders*: If there is more than one civil restraining order (e.g., domestic violence, juvenile, elder abuse, civil harassment), then the order that was issued last must be enforced. Provisions that do not conflict with the most recent civil restraining order must be enforced.

*(Clerk will fill out this part.)*

**—Clerk's Certificate—**

*Clerk's Certificate*  
[seal]

I certify that this *Temporary Restraining Order* is a true and correct copy of the original on file in the court.

Date: \_\_\_\_\_ Clerk, by \_\_\_\_\_, Deputy

**This is a Court Order.**



Clerk stamps date here when form is filed.

Person in ① must complete items ①, ②, and ③ only.

**① Elder or Dependent Adult Seeking Protection**

- a. Full Name: \_\_\_\_\_  
 Name of person asking for the protection, if different (This is the person named in item ③ of the request (form EA-100).)  
 Full Name: \_\_\_\_\_  
 Lawyer for person named above (if any for this case):  
 Name: \_\_\_\_\_ State Bar No.: \_\_\_\_\_  
 Firm Name: \_\_\_\_\_
- b. Your Address (If you have a lawyer, give your lawyer's information. If you do not have a lawyer and want to keep your home address private, you may give a different mailing address instead. You do not have to give telephone, fax, or email.)  
 Address: \_\_\_\_\_  
 City: \_\_\_\_\_ State: \_\_\_\_\_ Zip: \_\_\_\_\_  
 Telephone: \_\_\_\_\_ Fax: \_\_\_\_\_  
 Email Address: \_\_\_\_\_

Fill in court name and street address:

**Superior Court of California, County of**  
**MERCED**  
 \_\_ 627 W. 21st St., Merced, CA 95340  
 \_\_ 1159 G St., Los Banos, CA 93635

Court fills in case number when form is filed.

**Case Number:**

**② Restrained Person**

(Give all the information you know. Information with a star (\*) is required to add this order to the California police database. If age is unknown, give an estimate.)

\*Full Name: \_\_\_\_\_ \*Age: \_\_\_\_\_ Date of Birth: \_\_\_\_\_  
 \*Race: \_\_\_\_\_ Height: \_\_\_\_\_ Weight: \_\_\_\_\_ Hair Color: \_\_\_\_\_ Eye Color: \_\_\_\_\_  
 \*Gender:  M  F  Nonbinary Home Address: \_\_\_\_\_  
 City: \_\_\_\_\_ State: \_\_\_\_\_ Zip: \_\_\_\_\_  
 Relationship to Protected Person: \_\_\_\_\_

**③ Additional Protected Persons**

In addition to the elder or dependent adult named in ①, the following family or household members or conservator of the elder or dependent adult named in ① are protected by the orders indicated below:

Full Name	Gender	Age	Lives with Person in ①?	Relation to Person in ①
_____	_____	_____	<input type="checkbox"/> Yes <input type="checkbox"/> No	_____
_____	_____	_____	<input type="checkbox"/> Yes <input type="checkbox"/> No	_____

Check here if there are additional protected persons. List them on an attached sheet of paper and write "Attachment 3—Additional Protected Persons" as a title. You may use form MC-025, Attachment.

**④ Expiration Date**

This Order, except for any award of lawyer's fees, expires at

Time: \_\_\_\_\_  a.m.  p.m.  midnight on (date): \_\_\_\_\_

If no expiration date is written here, this Order expires three years from the date of issuance.

**This is a Court Order.**



**5 Hearing**

- a. There was a hearing on *(date)*: \_\_\_\_\_ at *(time)*: \_\_\_\_\_ in Dept.: \_\_\_\_\_ Room: \_\_\_\_\_  
*(Name of judicial officer)*: \_\_\_\_\_ made the orders at the hearing.
- b. These people were at the hearing:
  - (1)  The elder or dependent adult in need of protection
  - (2)  The lawyer for the elder or dependent adult *(name)*: \_\_\_\_\_
  - (3)  The person in ① asking for protection (if not the elder or dependent adult)
  - (4)  The lawyer for the person in ① asking for protection *(name)*: \_\_\_\_\_
  - (5)  The person in ②
  - (6)  The lawyer for the person in ② *(name)*: \_\_\_\_\_
  - Additional persons present are listed at the end of this Order on Attachment 5.
- c.  The hearing is continued. The parties must return to court on *(date)*: \_\_\_\_\_ at *(time)*: \_\_\_\_\_.

**To the Person in ②:**

The court has granted the orders checked below. If you do not obey these orders, you can be arrested and charged with a crime. You may be sent to jail for up to one year, pay a fine of up to \$1,000, or both.

**6  Personal Conduct Orders**

- a. You must **not** do the following things to the elder or dependent adult named in ①
  - and to the other protected persons listed in ③:
    - (1)  Physically abuse, financially abuse, intimidate, molest, attack, strike, stalk, threaten, assault (sexually or otherwise), hit, harass, destroy personal property of, or disturb the peace of the person.
    - (2)  Contact the person, either directly or indirectly, in **any** way, including, but not limited to, in person, by telephone, in writing, by public or private mail, by interoffice mail, by email, by text message, by fax, or by other electronic means.
    - (3)  Take any action to obtain the person’s address or location. If this item (3) is not checked, the court has found good cause not to make this order.
    - (4)  Other *(specify)*: \_\_\_\_\_
    - Other personal conduct orders are attached at the end of this Order on Attachment 6a(4).
- b. Peaceful written contact through a lawyer or a process server or other person for service of legal papers related to a court case is allowed and does not violate this order.

**7  Stay-Away Orders**

- a. You **must** stay at least \_\_\_\_\_ yards away from *(check all that apply)*:
  - (1)  The elder or dependent adult in ①.      (5)  The vehicle of the elder or dependent adult.
  - (2)  Each person in ③.      (6)  Other *(specify)*: \_\_\_\_\_
  - (3)  The home of the elder or dependent adult. \_\_\_\_\_
  - (4)  The job or workplace of the elder or dependent adult. \_\_\_\_\_
- b. This stay-away order does not prevent you from going to or from your home or place of employment.

**This is a Court Order.**

- 8**  **Move-Out Order**  
You must immediately move out from and not return to (*address*):

\_\_\_\_\_

\_\_\_\_\_

and must take only the personal clothing and belongings you need.

**9**  **Order for Counseling or Anger Management**

- a. The person in item **(2)** is ordered to attend:
- clinical counseling for \_\_\_\_\_ (*specify number*) sessions; or
- an anger management course
- provided by a professional (a counselor, psychologist, psychiatrist, therapist, clinical social worker, or mental or behavioral health professional licensed in the State of California to provide counseling or anger management courses).
- b. The person in item **(2)** must schedule clinical counseling or enroll in an anger management course by (*date*): \_\_\_\_\_, or if no date is listed, within 30 days after this order is made. The person in item **(2)** is ordered to file written proof of scheduling or enrollment with the court.
- c.  Written proof of completion of the ordered number of clinical counseling sessions or written proof of completion of the court-ordered anger management course must be filed with the court by (*date*): \_\_\_\_\_, or the person in item **(2)** must appear for a court date on (*date*): \_\_\_\_\_ at (*time*): \_\_\_\_\_ in Dept.: \_\_\_\_\_ Room: \_\_\_\_\_

**10**  **No Firearms (Guns), Firearm Parts, or Ammunition**

**This Order must be granted unless the abuse is financial only.**

- a. You cannot own, possess, have, buy or try to buy, receive or try to receive, or in any other way get any prohibited items listed below in b.
- b. **Prohibited items are:**
- (1) Firearms (guns);
  - (2) Firearm parts, meaning receivers, frames, or any item that may be used as or easily turned into a receiver or frame (see Penal Code section 16531); and
  - (3) Ammunition.
- c. If you have not already done so, you must:
- Sell to or store with a licensed gun dealer, or turn in to a law enforcement agency, any firearms (guns) and firearm parts in your immediate possession or control. This must be done within 24 hours of being served with this Order.
  - File a receipt with the court within 48 hours of receiving this Order that proves that your firearms (guns) and firearm parts have been turned in, sold, or stored. (You may use form EA-800, *Receipt for Firearms and Firearm Parts*, for the receipt.)
- d.  The court has received information that you own or possess a firearm (gun), firearm parts, or ammunition.

**This is a Court Order.**



- 10 e.  The court has made the necessary findings and applies the firearm relinquishment exemption under Code of Civil Procedure section 527.9(f). Under California law, the person in 2 is not required to relinquish this firearm (specify make, model, and serial number of firearm): \_\_\_\_\_

The firearm must be in his or her physical possession only during scheduled work hours and during travel to and from his or her place of employment. Even if exempt under California law, the person in 2 may be subject to federal prosecution for possessing or controlling a firearm.

11 **Financial Abuse**

This case  does not  does involve solely financial abuse unaccompanied by force, threat, harassment, intimidation, or any other form of abuse.

12  **Possession and Protection of Animals**

- a.  The person in 1 is given the sole possession, care, and control of the animals listed below, which are owned, possessed, leased, kept, or held by him or her, or reside in his or her household.

(Identify animals by, e.g., type, breed, name, color, sex.)

\_\_\_\_\_  
 \_\_\_\_\_  
 \_\_\_\_\_

- b.  The person in 2 must stay at least \_\_\_\_\_ yards away from, and not take, sell, transfer, encumber, conceal, molest, attack, strike, threaten, harm, or otherwise dispose of, the animals listed above.

13  **Specific Debts**

The court finds (decides) that the following debts were incurred as a result of financial abuse of the person in 1 by the person in 2.

<u>Money Owed To:</u>	<u>For:</u>	<u>Amount:</u>
_____	_____	\$ _____
_____	_____	\$ _____
_____	_____	\$ _____

- Additional debts are attached at the end of this Order on Attachment 13.

14  **Lawyer's Fees and Costs**

You must pay to the person in 1 the following amounts for  lawyer's fees  costs:

<u>Item</u>	<u>Amount</u>	<u>Item</u>	<u>Amount</u>
_____	\$ _____	_____	\$ _____
_____	\$ _____	_____	\$ _____

- Additional amounts are attached at the end of this Order on Attachment 14.

**This is a Court Order.**



**15**  **Other Orders** (*specify*):

\_\_\_\_\_

\_\_\_\_\_

\_\_\_\_\_

\_\_\_\_\_

Additional orders are attached at the end of this Order on Attachment 15.

**To the Person in 1 :**

**16** **Mandatory Entry of Order Into CARPOS Through CLETS**

This Order must be entered into the California Restraining and Protective Order System (CARPOS) through the California Law Enforcement Telecommunications System (CLETS). (*Check one*):

- a.  The clerk will enter this Order and its proof of service form into CARPOS.
- b.  The clerk will transmit this Order and its proof of service form to a law enforcement agency to be entered into CARPOS.
- c.  By the close of business on the date that this Order is made, you or your lawyer should deliver a copy of the Order and its proof of service form to the law enforcement agency listed below to enter into CARPOS:

Name of Law Enforcement Agency

Address (City, State, Zip)

\_\_\_\_\_

\_\_\_\_\_

Additional law enforcement agencies are listed at the end of this Order on Attachment 16.

**17** **Service of Order on Restrained Person**

- a.  The person in 2 personally attended the hearing. No other proof of service is needed.
- b.  The person in 1 was at the hearing. The person in 2 was not.
  - (1)  Proof of service of form EA-110, *Temporary Restraining Order*, was presented to the court. The judge's orders in this form are the same as in form EA-110 except for the end date. The person in 2 must be served with this Order. Service may be by mail.
  - (2)  Proof of service of form EA-110, *Temporary Restraining Order*, was presented to the court. The judge's orders in this form are different from the orders in form EA-110. Someone—but not anyone in 1 or 3—must personally serve a copy of this Order on the person in 2.

**18** **No Fee to Serve (Notify) Restrained Person**

If the sheriff or marshal serves this Order, they will do so for free.

**19** Number of pages attached to this Order, if any: \_\_\_\_\_

Date: \_\_\_\_\_

\_\_\_\_\_  
*Judicial Officer*

**This is a Court Order.**



## Warning and Notice to the Restrained Person in ②:

### You Cannot Have Firearms (Guns), Firearm Parts, or Ammunition

If the court grants the orders in item ⑩ on page 3 (unless item 10e on page 4 is checked), you cannot own, have, possess, buy or try to buy, receive or try to receive, or otherwise get any prohibited items listed in item 10b on page 3 while this Order is in effect. If you do, you can go to jail and pay a \$1,000 fine. You must sell to or store with a licensed gun dealer, or turn in to a law enforcement agency, any firearms (guns) and firearm parts that you have or control as stated in item ⑩. The court will require you to prove that you did so.

## Instructions for Law Enforcement

### Enforcing the Restraining Order

This order is enforceable by any law enforcement agency that has received the order, is shown a copy of the order, or has verified its existence on the California Restraining and Protective Order System (CARPOS). If the law enforcement agency has not received proof of service on the restrained person, the agency must advise the restrained person of the terms of the order and then must enforce it. Violations of this order are subject to criminal penalties.

### Start Date and End Date of Order

This order *starts* on the date next to the judge's signature on page 5. The order *ends* on the expiration date in item ④ on page 1.

### Arrest Required if Order Is Violated

If an officer has probable cause to believe that the restrained person had notice of the order and has disobeyed the order, the officer must arrest the restrained person. (Pen. Code, §§ 836(c)(1), 13701(b).) A violation of the order may be a violation of Penal Code section 166 or 273.6. Agencies are encouraged to enter violation messages into CARPOS.

### Notice/Proof of Service

The law enforcement agency must first determine if the restrained person had notice of the order. Consider the restrained person "served" (given notice) if (Pen. Code, § 836(c)(2)):

- The officer sees a copy of the *Proof of Service* or confirms that the *Proof of Service* is on file; or
- The restrained person was informed of the order by an officer.

An officer can obtain information about the contents of the order and proof of service in CARPOS. If proof of service on the restrained person cannot be verified, the agency must advise the restrained person of the terms of the order and then enforce it.

### If the Protected Person Contacts the Restrained Person

Even if the protected person invites or consents to contact with the restrained person, this order remains in effect and must be enforced. The protected person cannot be arrested for inviting or consenting to contact with the restrained person. The order can be changed only by another court order. (Pen. Code, § 13710(b).)

**This is a Court Order.**



**Instructions for Law Enforcement**

**Conflicting Orders—Priorities for Enforcement**

**If more than one restraining order has been issued protecting the protected person from the restrained person, the orders must be enforced in the following priority** (see Pen. Code, § 136.2 and Fam. Code, §§ 6383(h)(2), 6405(b)):

1. *Emergency Protective Order (EPO)*: If one of the orders is an *Emergency Protective Order* (form EPO-001), provisions (e.g., stay-away order) that are more restrictive than in the other restraining/protective orders must be enforced. Provisions of another order that do not conflict with the EPO must be enforced.
2. *No-Contact Order*: If a restraining/protective order includes a no-contact order, the no-contact order must be enforced. Item 6a(2) is an example of a no-contact order.
3. *Criminal Protective Order (CPO)*: If none of the orders include an EPO or a no-contact order, the most recent CPO must be enforced. (Fam. Code, §§ 6383(h)(2) and 6405(b).) Additionally, a CPO issued in a criminal case involving charges of domestic violence, Penal Code sections 261, 261.5, or former 262, or charges requiring sex offender registration must be enforced over any civil court order. (Pen. Code, § 136.2(e)(2).) All provisions in the civil court order that do not conflict with the CPO must be enforced.
4. *Civil Restraining Orders*: If there is more than one civil restraining order (e.g., domestic violence, juvenile, elder abuse, civil harassment), then the order that was issued last must be enforced. Provisions that do not conflict with the most recent civil restraining order must be enforced.

*Clerk's Certificate*  
[seal]

*(Clerk will fill out this part.)*

**—Clerk's Certificate—**

I certify that this *Elder or Dependent Adult Abuse Restraining Order After Hearing* is a true and correct copy of the original on file in the court.

Date: \_\_\_\_\_ Clerk, by \_\_\_\_\_, Deputy

**This is a Court Order.**

This page intentionally left blank



### What is “Service”?


Service is the act of giving your legal papers to the other party. There are many kinds of service—in person, by mail, and others. This form is about personal or “in-person service.” The following types of restraining order forms must be served “in person”: *Request for Elder or Dependent Adult Abuse Restraining Orders* (form EA-100), the *Notice of Court Hearing* (form EA-109), *Temporary Restraining Order* (form EA-110), *Request for Elder or Dependent Adult Restraining Order Allowing Contact* (form EA-300), and *Notice of Court Hearing to Allow Contact* (form EA-309). That means that someone must personally “serve” (give) a copy of the forms to the person to be restrained. These forms cannot be served by mail.

Service lets the other person know:

- What orders you are asking for
- The hearing date
- How to respond

### Why do I have to get the orders served?

- The police cannot arrest anyone for violating an order unless that person knows about the order.
- The judge cannot make the orders permanent unless the restrained person was served.



*Don't serve it by mail!*

### Who can serve?

Ask someone you know, a process server, or a law enforcement agency to personally serve (give) a copy of the forms to the person to be restrained. You **cannot** send the forms to that person by mail. The server must:

- Be 18 years of age or older
- Not be you or anyone whom you are asking to be protected by the orders. The sheriff or marshal may be authorized to serve the court’s orders **for free**. A “registered process server” is a business you pay to deliver court forms. Look for “Process Serving” in the Yellow Pages or on the Internet. (If a law enforcement agency or the process server uses a different proof of service form, make sure it lists the forms served.)

### How to serve

Ask the server to:

- Walk up to the person to be served.
- Make sure it is the right person. Ask the person’s name.
- Give the person copies of all papers checked on form EA-200, *Proof of Personal Service*.
- Fill out and sign the [Proof of Personal Service](#) form.
- Give the signed *Proof of Personal Service* to you.

### What if the person won’t take the papers or tears them up?

- If the person won’t take the papers, just leave them near him or her.
- It doesn’t matter if the person tears them up. Service is still complete.

**When do the orders have to be served?** It depends. To know the exact date, you have to look at two things on form EA-109, *Notice of Court Hearing* or form EA-309, *Notice of Court Hearing to Allow Contact* :

First, look at the hearing date on form EA-109 (item ③ on page 1) or form EA-309 (item ⑤ on page 2).

Next, look at the number of days in item ⑤ on page 2 of form EA-109 or in item ⑥ on page 2 of form EA-309.

Look at a calendar. Subtract the number of days in item ⑤ on form EA-109 or the number of days in item ⑥ on form EA-309 from the hearing date. That is the final date to have the orders served. It is always OK to serve earlier than that date. If nothing is checked or written in ⑤ on form EA-109 or ⑥ on form EA-309, you must serve the orders at least five days before the hearing.

### Who signs the *Proof of Personal Service*?

Only the person who serves the forms can sign form EA-200, *Proof of Personal Service*. You do not sign it; the restrained person does not need to sign it.

### What do I do with the completed *Proof of Personal Service*?

If someone other than the sheriff serves the papers, you should:

- Make several copies.
- File the original with the court before your hearing.
- Bring a copy of the completed *Proof of Personal Service* to your hearing.
- Ask the clerk to enter the *Proof of Service* (unless for form EA-300) into the California Law Enforcement Telecommunications System (CLETS), a special computer system that lets police all over the state find out about the orders protecting you.
- If the clerk tells you that the court cannot enter it into the computer, take a copy of the *Temporary Restraining Order* (form EA-110) and *Proof of Personal Service* (form EA-200) to your local police. They will put the information into the state computer system. That way, police all over the state will know that your restraining order has been served.
- If the sheriff serves the papers, he or she will send the proof of service to the court and CLETS for you.
- Always keep an extra copy of the restraining orders with you for your safety.
- **Note: Restraining orders to allow contact (which use the EA-300 form series) are not entered into CLETS.**

### What happens if I can't get the orders served before the hearing date?

Before your hearing, fill out and file form [EA-115, Request to Continue Court Hearing and to Reissue Temporary Restraining Order](#) (or form [EA-315](#), if you are trying to serve forms EA-300 or EA-309). This form asks the court for a new hearing date and makes your orders last until then. Ask the clerk for the form. After the court has reissued the orders, attach a copy of form EA-116, *Notice of New Hearing Date and Order on Issuance*, (or form EA-316) to a copy of your original orders. Ask the clerk to enter form EA-116 into CLETS, or the clerk may ask you or your attorney to deliver a copy to the police. That way, the police will know your orders are still in effect.

Clerk stamps date here when form is filed.

Fill in court name and street address:

**Superior Court of California, County of**  
**MERCED**  
\_\_ 627 W. 21st St., Merced, CA 95340  
\_\_ 1159 G St., Los Banos, CA 93635

Court fills in case number when form is filed.

**Case Number:**

**1 Elder or Dependent Adult**

Name: \_\_\_\_\_

**2 Person From Whom Protection Is Sought or Person Alleged to Be Preventing Contact**

Name: \_\_\_\_\_

**3 Notice to Server**

The server must:

- Be 18 years of age or older.
- Not be listed in items ①, ③, or ⑥ of form EA-100 or be listed in items ①, ②, ③, or ④ on form EA-300.
- Give a copy of all documents checked in ④ to the person in ②. (You cannot send them by mail.) Then complete and sign this form and give or mail it to the person in ①.



**PROOF OF PERSONAL SERVICE**

**4** I gave the person in ② a copy of the forms checked below:

- a.  EA-109, *Notice of Court Hearing*
- b.  EA-110, *Temporary Restraining Order*
- c.  EA-100, *Request for Elder or Dependent Adult Abuse Restraining Orders*
- d.  EA-120, *Response to Request for Elder or Dependent Adult Abuse Restraining Orders* (blank form)
- e.  EA-120-INFO, *How Can I Respond to a Request for Elder or Dependent Adult Abuse Restraining Orders?*
- f.  EA-130, *Elder or Dependent Adult Abuse Restraining Order After Hearing*
- g.  EA-250, *Proof of Service of Response by Mail* (blank form)
- h.  EA-800, *Receipt for Firearms, Firearm Parts, and Ammunition* (blank form)
- i.  EA-300, *Request for Elder or Dependent Adult Restraining Order Allowing Contact*
- j.  EA-309, *Notice of Court Hearing to Allow Contact*
- k.  EA-320, *Response to Request for Elder or Dependent Adult Restraining Order Allowing Contact* (blank form)
- l.  EA-320-INFO, *How Can I Respond to a Request for an Elder or Dependent Adult Restraining Order Allowing Contact?*
- m.  EA-330, *Elder or Dependent Adult Restraining Order Allowing Contact After Hearing*
- n.  Other (*specify*): \_\_\_\_\_

**5** I personally gave copies of the documents checked above to the person in ②:

- a. On (*date*): \_\_\_\_\_ b. At (*time*): \_\_\_\_\_  a.m.  p.m.
- c. At this address: \_\_\_\_\_  
City: \_\_\_\_\_ State: \_\_\_\_\_ Zip: \_\_\_\_\_

Case Number:

**6 Server's Information**

Name: \_\_\_\_\_

Address: \_\_\_\_\_

City: \_\_\_\_\_ State: \_\_\_\_\_ Zip: \_\_\_\_\_

Telephone: \_\_\_\_\_

*(If you are a registered process server):*

County of registration: \_\_\_\_\_ Registration number: \_\_\_\_\_

I declare under penalty of perjury under the laws of the State of California that the information above is true and correct.

Date: \_\_\_\_\_

\_\_\_\_\_  
*Type or print server's name*



\_\_\_\_\_  
*Server to sign here*

**What is an elder or dependent adult abuse restraining order?**

It is a court order that prohibits you from doing certain things and going certain places.

**What does the order do?**

The court can order you to:

- Not contact the person who is protected by the order
- Stay away from that person and the person's home and workplace
- Move out of the place where you and that person are living together
- Not have any firearms (guns), firearm parts, or ammunition as long as the order is in effect. This includes firearm receivers and frames, and any item that may be used as or easily turned into a receiver or frame (see Penal Code section 16531).

For more information about the items you would not be allowed to have, please see <https://selfhelp.courts.ca.gov/restraining-orders/prohibited-items>.

**Who can ask for a restraining order?**

A person who is being:

- Financially abused
- Abandoned or abducted
- Harmed
- Neglected
- Isolated
- Deprived by a caregiver of goods or services necessary to live on

A conservator may seek an order on behalf of an elder or dependent adult.

**I've been served with a request for elder or dependent adult abuse restraining orders.****What do I do now?**

Read the papers served on you very carefully. The *Notice of Court Hearing* tells you when to appear in court. There may also be a *Temporary Restraining Order* forbidding you from doing certain things. You must obey the order until the hearing.

**What if I don't obey the order?**

The police can arrest you. You can go to jail and pay a fine.

**What if I don't agree with what the order says?**

You still must obey the order until the hearing. If you disagree with the orders the person is asking for, fill out form [EA-120, Response to Request for Elder and Dependent Adult Abuse Restraining Orders](#), before your hearing date and file it with the court. If you need to include attachments, you can use form [MC-025](#). You can get the forms from legal publishers or from the California Courts website at [www.courts.ca.gov/forms](http://www.courts.ca.gov/forms). You also may be able to find them at your local courthouse or county law library.

**Do I have to serve the other person with a copy of my response?**

Yes. Have someone age 18 or older—**not you**—mail a copy of completed form [EA-120](#) to the person who asked for the order (or that person's lawyer). (This is called "service by mail.")

The person who serves the form by mail must fill out form [EA-250, Proof of Service of Response by Mail](#). Have the person who did the mailing sign the original. Take the completed form back to the court clerk or bring it with you to the hearing.

**Do I need a lawyer?**

Having a lawyer is always a good idea, but it is not required, and you are not entitled to a free, court-appointed attorney. Ask the court clerk about free and low-cost legal services and self-help centers in your county.

**What if I don't speak English?**

When you file your papers, ask the clerk if a court interpreter is available. You can also use form [INT-300, Request for Interpreter \(Civil\)](#) or a local court form or website to request an interpreter. For more information about court interpreters, go to <https://selfhelp.courts.ca.gov/request-interpreter>.



## Should I go to the court hearing?

Yes. You should go to court on the date listed on form [EA-109, Notice of Court Hearing](#). If you do not go to the hearing, the judge can make orders against you without hearing from you.

**EA-109 Notice of Court Hearing**

Clerk stamps date here when form is filed.

**1 Elder or Dependent Adult in Need of Protection**

a. Full Name: \_\_\_\_\_  
 Person requesting protection for the elder or dependent adult, if different (person named in item 3) of Form EA-100;  
 Full Name: \_\_\_\_\_  
 Lawyer for person named above (if any for this case):  
 Name: \_\_\_\_\_ State Bar No.: \_\_\_\_\_

b. Firm Name: \_\_\_\_\_  
 Address for person named above (if you have a lawyer, give your lawyer's information. If you do not have a lawyer, give information for the person requesting the order. If you want to keep your home address private, you may give a different mailing address instead. You do not have to give telephone, fax, or e-mail.):  
 Address: \_\_\_\_\_  
 City: \_\_\_\_\_ State: \_\_\_\_\_ Zip: \_\_\_\_\_  
 Telephone: \_\_\_\_\_ Fax: \_\_\_\_\_  
 E-Mail Address: \_\_\_\_\_

Fill in court name and street address:  
 Superior Court of California, County of \_\_\_\_\_  
 Court file in case number when form is filed.  
 Case Number: \_\_\_\_\_

**2 Person You Want Protection From**  
 Full Name: \_\_\_\_\_  
The court will complete the rest of this form.

**3 Notice of Hearing**  
 A court hearing is scheduled on the request for restraining orders against the person in 2):  
 Name and address of court if different from above:  
 Hearing Date: \_\_\_\_\_ Date: \_\_\_\_\_ Time: \_\_\_\_\_  
 Dept.: \_\_\_\_\_ Room: \_\_\_\_\_

**4 Temporary Restraining Orders** (Any orders granted are on Form EA-110, served with this notice.)  
 a. Temporary Restraining Orders for personal conduct and stay-away orders as requested in Form EA-100, Request for Elder or Dependent Adult Abuse Restraining Orders are (check only one box below):  
 (1)  All GRANTED until the court hearing.  
 (2)  All DENIED until the court hearing. (Specify reasons for denial in b, below.)  
 (3)  Partly GRANTED and partly DENIED until the court hearing. (Specify reasons for denial in b, below.)

Judicial Council of California, www.courts.ca.gov  
 New January 1, 2012, Mandatory Form  
 Welfare and Institutions Code, § 16067.05  
 Approved by DOJ.

**Notice of Court Hearing**  
 (Elder or Dependent Adult Abuse Prevention)

EA-109, Page 1 of 3

## How long does the order last?

If the court issued a temporary restraining order before the hearing, it will last until your hearing date. At that time, the court will decide to continue or cancel the order. Any order issued at the hearing can last for up to five years.

## What if I have a gun?

If a restraining order is issued, unless the order is to prevent financial abuse only, you cannot own, possess, or have a firearm (gun), firearm parts, or ammunition while the order is in effect. If you have a firearm (gun) or firearm parts in your immediate possession or control, you must sell it to or store it with a licensed gun dealer or turn it in to a law enforcement agency.

## Can I agree with the protected person to cancel the order?

No. Once the order is issued, only the judge can change or cancel it. You or the protected person would have to file a request with the court to cancel the order.

## What if I have a disability?

If you have a disability and need an accommodation while you are at court, you can use form [MC-410, Disability Accommodation Request](#), to make your request. You can also ask the ADA Coordinator in your court for help. For more information, see form [MC-410-INFO, How to Request a Disability Accommodation for Court](#).

Information about the process is also available online.

See <https://selfhelp.courts.ca.gov/EA-restraining-order>.

## For help in your area, contact:

[Local information may be inserted.]

## Will I see the person who asked for the order at the court hearing?

Yes. Assume that the person who is asking for the order will attend the hearing. Do not talk to him or her unless the judge or that person's attorney says that you can.

## Can I bring a witness to the court hearing?

Yes. You can bring witnesses or documents that support your case to the hearing. But if possible, you should also bring the witnesses' written statements of what they saw or heard. Their statements must be made under penalty of perjury. You can use form [MC-030](#) for this.



# SUPERIOR COURT OF CALIFORNIA COUNTY OF MERCED

## How to Safely Turn In Firearms and Ammunition

**Important!** You must call **BEFORE** you bring firearms or ammunition to a law enforcement agency. You have 24 hours from the time you received the restraining order or protective order to call. Follow the steps below.

- 1 Call the Merced County Sheriff's Office or the Police Department where you live. Tell them you have a restraining or criminal protective order and you need to turn in your firearm(s) and ammunition.
- 2 The law enforcement agency will explain where and how to turn in your firearm(s) and ammunition. Some agencies ask you to make two trips: one for the firearm(s) and one for the ammunition. Follow their instructions carefully.
- 3 Law enforcement may ask for:
  - a description of you and your car,
  - your ID, and
  - your court order.

*Here are the non-emergency phone numbers.*

Atwater Police Department	209-357-6396
Merced Police Department	209-385-6905
Merced Sheriff's Office (Merced)	209-385-7445
Merced Sheriff's Office	209-710-6000
Los Banos	
Los Banos Police Department	209-827-7070
Merced Sheriff's office (Delhi)	209-385-7660
Livingston Police Department	209-394-7616
Gustine Police Department	209-854-3737
Dos Palos Police Department	209-392-2176

***Do not call 911.***  
*Call your local police department  
or the Merced County Sheriff's  
Office.*

### Follow these Safety Instructions:

- Your firearm(s) must be **unloaded**.
- Place the firearm in your trunk, and lock your **trunk**. If you do not have a trunk, lock your firearm in a container and put it in the **back** of your vehicle out of arm's reach. Do **NOT** put it in your glove compartment! (*Calif. Penal Code* § 12026.1(a))
- Drive straight to the law enforcement agency. Do not stop anywhere else.
- Park your car where the agency told you to park.
- Call the agency when you get there. They will tell you what to do. If you do not have a cell phone, **leave the firearm in your car** and go inside and ask for instructions.

### If you want to have your firearms and ammunition destroyed:

Follow the safety instructions above. The agency will also ask you to sign a paper that gives them permission to destroy your firearm(s) and ammunition.

### If your firearms are antiques or collector's items:

When you turn in your firearm(s), tell the agency how they should be stored. Some agencies may not be able to follow your storage instructions.

### You have 24 hours to turn in (or sell) your firearms and ammunition.

If the court ordered you to "relinquish" your firearms and ammunition, you have only 24 hours to do so. If you decide to sell them, you must sell them to a **federally licensed** gun dealer. Look in the Yellow Pages or online under "Firearms Dealers." Be sure that the firearm dealer is federally licensed.

# Questions About Safely Turning In Firearms and Ammunition

This information will answer your questions about turning in firearms.  
If you have other questions, call your local police department. (*See other side.*)

## What is a firearm?

Firearms include:

- handguns and pistols,
- rifles and shotguns,
- black powder firearms and muzzle-loading firearms,
- assault weapons, and
- *any* weapon that sends a projectile through a barrel and the weapon's frame or receiver.

## How do I turn in my firearms and ammunition?

You have 2 options:

- You can call your local police department or the Merced County Sheriff's Office and ask for instructions, or
- You can sell them to a *federally licensed* gun dealer. Look in the Yellow Pages or online under "Firearms Dealers."

## How long do I have to turn in my firearms and ammunition?

If the court ordered you to "relinquish" your firearms and ammunition, you only have **24 hours** from the time that you received the restraining order or criminal protective order.

## What if I was ordered to turn in firearms and ammunition on a weekend, can I get more than 24 hours?

No. You only have 24 hours. Law enforcement is available 24/7. See other side for instructions.

## Can I turn in my firearms and ammunition now, and sell them later?

Yes. You can have one sale of the firearms and ammunition. You must use a federally licensed gun dealer for the sale. The gun dealer will give the law enforcement agency a bill of sale for the firearms and/or ammunition. If the paperwork is correct, the law enforcement agency will turn over the guns and/or ammunition to the gun dealer.

## What happens if my firearms have not been registered?

It depends. Not all firearms have to be registered. But, if you did not register a weapon that had to be registered, you may have committed a crime. Talk to a lawyer as soon as possible.

## How long will law enforcement keep my firearms and ammunition?

Usually they keep the firearms and ammunition until your restraining or protective order ends. If they cannot keep them for the whole period, they will let you know in writing so you can make other arrangements.

## Do I have to pay law enforcement to keep my firearms and ammunition?

Maybe. Each agency has its own policy. They will tell you about any fees when you turn them in. They will also let you know in writing if their fees change.

## Can a law enforcement officer take my firearms and ammunition from me?

Yes. If you are involved in domestic violence, the officer can take away your firearms and ammunition. (*Calif. Family Code, § 6389(c)(2)*)

## Can I get my firearms back from law enforcement after the court order ends?

Yes, *if* you are legally allowed to have a firearm. Fill out a Law Enforcement Gun Release (LEGR) Application and send it to the California Department of Justice. You can get the application at: <http://ag.ca.gov/firearms/forms>. You will also have to pay a fee (\$20 for the first firearm and \$3 for each additional firearm).

The Department of Justice will send you a notice within 4-6 weeks to tell you if you are eligible to possess a weapon again. If you are eligible, take that notice to the law enforcement agency where your firearm(s) and ammunition are stored within 30 days of the date on the notice. If you wait more than 30 days, you will have to submit another application.

## Where can I get more information?

You can:

- Call your local law enforcement agency, or
- Read the law (*Calif. Penal Code §§ 12001 and 6389*).
- Contact an attorney.



**What items do I need to turn in, sell, or store?**

You must turn in, sell, or store all of the following prohibited items that you have or control:

- Firearms, including any handgun, rifle, shotgun, and assault weapon; and
- Firearm parts, meaning receivers, frames, or any item that may be used as or easily turned into a receiver or frame (see Penal Code section 16531). These may also be called “ghost guns.”

You also may not have or possess ammunition.

**How do I properly turn in, sell, or store the prohibited items?**

You must take them to:

- Law enforcement, who will accept all prohibited items and may store them or destroy them;

OR

- A licensed gun dealer, who can buy or store firearms. If you have firearm parts, call ahead for more information.

**When do I have to turn in, sell, or store the prohibited items?**

Immediately, if law enforcement asks you for the items. Otherwise, within 24 hours.

**Who can I turn in, sell, or store the prohibited items with?**

Only law enforcement or a licensed gun dealer. You cannot give your prohibited items to a family member, friend, or anyone else.

**Where can I sell the prohibited items?**

At a licensed gun dealer in your area. You can search the internet for “Gun Dealers” or “Firearms Dealers” to find one. Make sure the dealer is licensed.

**Do I have to pay a fee to store prohibited items?**

You may have to pay a fee. Contact your local law enforcement agency or a licensed gun dealer about fees and whether they have space to store your items.

**How do I turn in the prohibited items to law enforcement?**

Call your local law enforcement agency to ask about their procedures. Unload your firearms and take a copy of the court order with you.

**Do not** bring firearms to court.

**If I turn in the prohibited items to law enforcement, how long will they keep them?**

It depends. There are procedures for getting your firearms back after the restraining order has expired. Ask the law enforcement agency for more information.

**After I turn in the prohibited items to law enforcement, can I change my mind?**

Yes. You are allowed to sell firearms to a licensed gun dealer. To do so, the gun dealer must present a bill of sale to your local law enforcement agency. The law enforcement agency will give the licensed gun dealer the items that you are selling.

**Do I have to prove that I have turned in, sold, or stored the prohibited items?**

Yes. Within 48 hours you must file a receipt with the court showing that you have surrendered the prohibited items to a law enforcement agency or sold them to or stored them with a licensed gun dealer. You may use [Receipt for Firearms and Firearm Parts \(form EA-800\)](#) for this purpose.

**Additional Questions?**

Contact an attorney for legal advice. Call your local law enforcement agency, for example, your city police or county sheriff for their procedures.

**Information about prohibited items and how to obey these orders is also available online.**

See <https://selfhelp.courts.ca.gov/respond-to-EA-restraining-order/obey-firearms-orders>.

**For help in your area, contact:**

*[Local information may be inserted.]*

This page intentionally left blank

Clerk stamps date here when form is filed.

Fill out this form if you or a witness in your case needs an interpreter when you are in court.

See instructions on page 2 of this form for more information.

- 1 Your Information** (person requesting an interpreter). *If you have a lawyer, give your lawyer's information.*

Name: \_\_\_\_\_

State Bar No.: \_\_\_\_\_

Firm Name: \_\_\_\_\_

Address: \_\_\_\_\_

City: \_\_\_\_\_ State: \_\_\_\_ Zip: \_\_\_\_\_

Telephone: \_\_\_\_\_

E-Mail Address: \_\_\_\_\_

Fill in court name and street address:

**Superior Court of California, County of  
MERCED**

\_\_ 2260 N Street, Merced, CA 95340

\_\_ 627 W. 21st St., Merced, CA 95340

\_\_ 1159 G St., Los Banos, CA 93635

Court fills in case number when form is filed.

**Case Number:**

- 2 I am a party in this case** (check one item below):

Plaintiff/Petitioner     Defendant/Respondent     Other (describe): \_\_\_\_\_

- 3 I need an interpreter in the following language when I am in court:**

español (Spanish)     Tiếng Việt (Vietnamese)     한국어 (Korean)     普通话 (Mandarin)  
 广东话 (Cantonese)     فارسی (Farsi/Persian)     русский (Russian)     Tagalog (Tagalog)  
 العربية (Arabic)     ਪੰਜਾਬੀ (Punjabi)     Other: \_\_\_\_\_

Include town of origin, if you speak an indigenous language: \_\_\_\_\_

- 4 I have a witness who needs an interpreter for the following court date:**

(Complete a separate form for each witness.)

a. Date: \_\_\_\_\_ Time: \_\_\_\_\_

Department and judicial officer, if known: \_\_\_\_\_

No date is set yet.

b. The witness needs an interpreter in (check one):

The language marked above    **OR**

Other (enter the language the witness speaks): \_\_\_\_\_

Date: \_\_\_\_\_



Signature of party or attorney



Your Name:

Case Number:

---

## INSTRUCTIONS

- Court proceedings are in English. If a party or witness does not speak or understand English well, he or she may need an interpreter. The interpreter will allow him or her to testify, speak to the judge, and understand what others are saying in court. Certified and registered court interpreters are trained to interpret in court. If you need language help, you can ask the court to provide a court interpreter by filling out the first page of this form.
- You should complete this form if you or a witness in your case needs an interpreter. A witness is someone who provides information in court, under oath. You should complete a separate form for every witness who needs language help. Complete the first page and file it with the court. Check with your local court to find out how far in advance you must file a request for an interpreter. You can also find out when the court will answer your request.
- Courts try to provide an interpreter in every language and in every civil case. The court will provide you with a response to let you know if your request was granted. Sometimes, a court cannot provide an interpreter in every case.



### Request for Accommodations

Assistive listening systems, computer-assisted real-time captioning, or sign language interpreter services are available if you ask at least five days before the hearing. Contact the clerk's office or go to [www.courts.ca.gov/forms](http://www.courts.ca.gov/forms) for *Request for Accommodations by Persons With Disabilities and Response* (Form MC-410). (Civ. Code, § 54.8.)

# Response to Request for Elder or Dependent Adult Abuse Restraining Orders

Clerk stamps date here when form is filed.

## Use this form to respond to the Request (form EA-100)

- Read *How Can I Respond to a Request for Elder or Dependent Adult Abuse Restraining Orders?* (form EA-120-INFO) to protect your rights.
- Fill out this form and take it to the court clerk.
- Have someone age 18 or older—**not you**—serve the person requesting protection in ① by mail with a copy of this form and any attached pages. (Use form EA-250, Proof of Service of Response by Mail.)

Fill in court name and street address:

**Superior Court of California, County of**  
**MERCED**  
 \_\_\_ 627 W. 21st St., Merced, CA 95340  
 \_\_\_ 1159 G St., Los Banos, CA 93635

Court fills in case number when form is filed.

**Case Number:**

### ① Elder or Dependent Adult Seeking Protection

Name: \_\_\_\_\_

Name of person asking for the protection, if different (This is the person named in item ③ of the request (form EA-100).)

### ② Person From Whom Protection Is Sought

a. Your Name: \_\_\_\_\_

Your Lawyer (if you have one for this case)

Name: \_\_\_\_\_ State Bar No.: \_\_\_\_\_

Firm Name: \_\_\_\_\_

b. Your Address (If you have a lawyer, give your lawyer's information. If you do not have a lawyer and want to keep your home address private, you may give a different mailing address instead. You do not have to give telephone, fax, or email.)

Address: \_\_\_\_\_

City: \_\_\_\_\_ State: \_\_\_\_\_ Zip: \_\_\_\_\_

Telephone: \_\_\_\_\_ Fax: \_\_\_\_\_

Email Address: \_\_\_\_\_

Present your response and any opposition at the hearing. Write your hearing date, time, and place from form EA-109, item ③, here:

**Hearing Date** → Date: \_\_\_\_\_ Time: \_\_\_\_\_  
 Dept.: \_\_\_\_\_ Room: \_\_\_\_\_

**If you were served with a Temporary Restraining Order, you must obey it until the hearing.** At the hearing, the court may make orders against you that last for up to five years.

### ③ Personal Conduct Orders

- a.  I agree to the orders requested.
- b.  I do not agree to the orders requested. (Specify why you disagree in item ⑭ on page 4.)
- c.  I agree to the following orders (specify below or in item ⑭ on page 4):

\_\_\_\_\_  
\_\_\_\_\_

### ④ Stay-Away Orders

- a.  I agree to the orders requested.
- b.  I do not agree to the orders requested. (Specify why you disagree in item ⑭ on page 4.)
- c.  I agree to the following orders (specify below or in item ⑭ on page 4):

\_\_\_\_\_  
\_\_\_\_\_



**5**  **Move-Out Orders**

- a.  I agree to the orders requested.
- b.  I do not agree to the orders requested. (*Specify why you disagree in item 14 on page 4.*)
- c.  I agree to the following orders (*specify below or in item 14 on page 4*):
- 
- 

**6**  **Additional Protected Persons**

- a.  I agree that the persons listed in item 6 of form EA-100 may be protected by the order requested.
- b.  I do not agree that the persons listed in item 6 of form EA-100 may be protected by the order requested.

**7**  **Order for Counseling or Anger Management Courses**

**i** This item is only available in instances of alleged physical abuse or deprivation of care, not in cases with only alleged financial abuse.

- a.  I agree to the orders requested.
- b.  I do not agree to the orders requested. (*Specify why you disagree in item 14 on page 4.*)
- c.  I agree to the following orders (*specify below or in item 14 on page 4*):
- 
- 

**8** **Firearms (Guns), Firearm Parts, and Ammunition**

**If you were served with form EA-110, *Temporary Restraining Order*, you cannot own or possess any firearms (guns), firearm parts, or ammunition. This includes firearm receivers and frames, and any item that may be used as or easily turned into a receiver or frame (see Penal Code section 16531). (See item 8 of form EA-110.) You must sell to or store with a licensed gun dealer, or turn in to a law enforcement agency, any firearms (guns) or firearm parts in your immediate possession or control within 24 hours of being served with form EA-110. You must file a receipt with the court. You may use form EA-800, *Receipt for Firearms and Firearm Parts*, for the receipt.**

- a.  I do not own or control any firearms (guns), firearm parts, or ammunition.
- b.  I ask for an exemption from the firearms prohibition under Code of Civil Procedure section 527.9(f) because carrying a firearm is a condition of my employment, and my employer is unable to reassign me to another position where a firearm is unnecessary. (*Explain*):

*Check here if there is not enough space below for your answer. Put your complete answer on an attached sheet of paper and write "Attachment 8b—Firearms Surrender Exemption" as a title. You may use form MC-025, Attachment.*

---



---

- c.  I have turned in my firearms (guns) and firearm parts to the police or sold them to or stored them with a licensed gun dealer.

A copy of the receipt  is attached.  has already been filed with the court.



**9**  **Debts Caused by Financial Abuse**

- a.  I agree to the findings requested.
- b.  I do not agree to the findings requested. *(Specify why you disagree in item 14 on page 4.)*
- c.  I agree to the following findings *(specify below or in item 14 on page 4):*

---



---

**10**  **Possession and Protection of Animals**

- a.  I agree to the orders requested.
- b.  I do not agree to the orders requested. *(Specify why you disagree in item 14 on page 4.)*
- c.  I agree to the following orders *(specify below or in item 14 on page 4):*

---



---

**11**  **Other Orders**

- a.  I agree to the orders requested.
- b.  I do not agree to the orders requested. *(Specify why you disagree in item 14 on page 4.)*
- c.  I agree to the following orders *(specify below or in item 14 on page 4):*

---



---

**12**  **Denial**

I did not do anything described in item 8 of form EA-100. *(Skip to 14.)*

**13**  **Justification or Excuse**

If I did some or all of the things that the person in 1 has accused me of, my actions were justified or excused for the following reasons *(explain)*:

*Check here if there is not enough space below for your answer. Put your complete answer on an attached sheet of paper and write "Attachment 13–Justification or Excuse" as a title. You may use form MC-025, Attachment.*

---



---



---



---



---



---



---



---



---



---



---



---



---



---



---



---



---



---



---



---



---



---



**14**  **Reasons I Do Not Agree to the Requests**

Explain your answers to each order or finding requested that you do not agree with.

Check here if there is not enough space below for your answer. Put your complete answer on an attached sheet of paper and write "Attachment 14—Reasons I Disagree" as a title. You may use form MC-025, Attachment.

\_\_\_\_\_  
\_\_\_\_\_  
\_\_\_\_\_  
\_\_\_\_\_  
\_\_\_\_\_  
\_\_\_\_\_  
\_\_\_\_\_  
\_\_\_\_\_  
\_\_\_\_\_  
\_\_\_\_\_

**15**  **Lawyer's Fees and Costs**

a.  I ask the court to order payment of my  lawyer's fees  court costs. The amounts requested are:

<u>Item</u>	<u>Amount</u>	<u>Item</u>	<u>Amount</u>
_____	\$ _____	_____	\$ _____
_____	\$ _____	_____	\$ _____
_____	\$ _____	_____	\$ _____

Check here if there are more items. Put the items and amounts on the attached sheet of paper and write "Attachment 15—Lawyer's Fees and Costs" for a title. You may use form MC-025, Attachment.

b.  I ask the court to deny the request of the person asking for protection named in **1** that I pay his or her lawyer's fees and costs.

**16** Number of pages attached to this form, if any: \_\_\_\_\_

Date: \_\_\_\_\_

\_\_\_\_\_  
*Lawyer's name (if any)*

▶ \_\_\_\_\_  
*Lawyer's signature*

I declare under penalty of perjury under the laws of the State of California that the information above and on all attachments is true and correct.

Date: \_\_\_\_\_

\_\_\_\_\_  
*Type or print your name*

▶ \_\_\_\_\_  
*Sign your name*



Clerk stamps date here when form is filed.

[Empty box for clerk stamp]

Fill in court name and street address:

**Superior Court of California, County of**  
MERCED  
\_\_ 627 W. 21st St., Merced, CA 95340  
\_\_ 1159 G St., Los Banos, CA 93635

Court fills in case number when form is filed.

**Case Number:**

**1 Protected Person**

Name: \_\_\_\_\_

**2 Restrained Person**

a. Your Name: \_\_\_\_\_

Your Lawyer (if you have one for this case):

Name: \_\_\_\_\_ State Bar No.: \_\_\_\_\_

Firm Name: \_\_\_\_\_

b. Your Address (If you have a lawyer, give your lawyer's information. If you do not have a lawyer and want to keep your home address private, you may give a different mailing address instead. You do not have to give telephone, fax, or email.)

Address: \_\_\_\_\_

City: \_\_\_\_\_ State: \_\_\_\_\_ Zip: \_\_\_\_\_

Telephone: \_\_\_\_\_ Fax: \_\_\_\_\_

Email Address: \_\_\_\_\_

**3 To the Restrained Person:**

If a judge has ordered you to turn in, sell, or store your firearms (guns) and firearm parts—meaning receivers, frames, or any item that may be used as or easily turned into a receiver or frame (see Penal Code section 16531)—use this form to prove to the judge that you have obeyed their orders. Take this form to a law enforcement officer or a licensed gun dealer to complete item 4 or 5. For more information on how to properly turn in your items, read form EA-800-INFO, *How Do I Turn In, Sell, or Store My Firearms and Firearm Parts?*

**4 To Law Enforcement**

(Complete the section below. Keep a copy and give the original to the person in 2.)

Name of Law Enforcement Agency: \_\_\_\_\_

Name of Law Enforcement Agent: \_\_\_\_\_

Address: \_\_\_\_\_

Telephone: \_\_\_\_\_ Email Address: \_\_\_\_\_

**Items Surrendered**

a. Firearms and firearm parts transferred on:

Date: \_\_\_\_\_ Time: \_\_\_\_\_  a.m.  p.m.

b. List of items (List all the items surrendered by the person in 2. You may attach a separate form from your agency (e.g., a property report), use item 6, or both. Check below if you have attached a separate form):

Separate form is attached. (If it does not include all surrendered items, list additional items in item 6.)

I declare under penalty of perjury under the laws of the State of California that the information above is true and correct.

Signature of law enforcement agent: \_\_\_\_\_



**5 To Licensed Gun Dealer**

*(Complete the section below. Keep a copy and give the original to the person in ②.)*

Name of Licensed Gun Dealer: \_\_\_\_\_  
 License number: \_\_\_\_\_  
 Address: \_\_\_\_\_  
 Telephone: \_\_\_\_\_ Email Address: \_\_\_\_\_

**Items Stored or Sold**

- a. Firearms and firearm parts transferred on:  
 Date: \_\_\_\_\_ Time: \_\_\_\_\_  a.m.  p.m.
- b. List of items *(List all the items surrendered by the person in ②. You may attach a separate form (e.g., Department of Justice’s Report of Firearms Acquisition) or you may use item ⑥. Check below if you have attached a separate form):*  
 Separate form is attached. *(If it does not include all surrendered items, list additional items in item ⑥.)*

I declare under penalty of perjury under the laws of the State of California that the information above is true and correct.

▶ *Signature of licensed gun dealer* \_\_\_\_\_

**6  List of Items Surrendered**

Firearms and firearm parts					
Make	Model	Serial Number, if there is one	Sold	Stored	To be destroyed
(1) _____	_____	_____	<input type="checkbox"/>	<input type="checkbox"/>	<input type="checkbox"/>
(2) _____	_____	_____	<input type="checkbox"/>	<input type="checkbox"/>	<input type="checkbox"/>
(3) _____	_____	_____	<input type="checkbox"/>	<input type="checkbox"/>	<input type="checkbox"/>
(4) _____	_____	_____	<input type="checkbox"/>	<input type="checkbox"/>	<input type="checkbox"/>
(5) _____	_____	_____	<input type="checkbox"/>	<input type="checkbox"/>	<input type="checkbox"/>
(6) _____	_____	_____	<input type="checkbox"/>	<input type="checkbox"/>	<input type="checkbox"/>

*Check here if there is not enough space above for your answer. Use a separate sheet of paper to list other items. Write “EA-800, item 6” at the top, and attach it to this form.*

**7 To the Restrained Person:**

Besides the items listed on page 2 or in an attached form, do you have or own any other firearms (guns) or firearm parts?

No

Yes (If yes, check one of the boxes below):

a.  I filed a *Receipt for Firearms and Firearm Parts* (form EA-800) or other proof for those items with the court on (date): \_\_\_\_\_

b.  I am filing the proof for those firearms (guns) or firearm parts along with this proof.

c.  I have not yet filed the proof for the other firearms (guns) or firearm parts.  
(Explain why not):

\_\_\_\_\_  
\_\_\_\_\_  
\_\_\_\_\_  
\_\_\_\_\_  
\_\_\_\_\_

**Your signature**

I declare under penalty of perjury under the laws of the State of California that the information above is true and correct.

Date: \_\_\_\_\_

\_\_\_\_\_  
*Type or print your name*



\_\_\_\_\_  
*Sign your name*

**Your Next Steps**

- After the form is complete, make two additional copies. Take the copies and original to the court clerk to file.
- Keep a copy for yourself.

**Note that failure to file a receipt with the court is a violation of the court's order.**

This page intentionally left blank

Clerk stamps date here when form is filed.

[Empty box for clerk stamp]

Fill in court name and street address:

**Superior Court of California, County of**  
MERCED  
\_\_ 627 W. 21st St., Merced, CA 95340  
\_\_ 1159 G St., Los Banos, CA 93635

Court fills in case number when form is filed.

**Case Number:**

**1 Elder or Dependent Adult Seeking Protection**

Full Name: \_\_\_\_\_

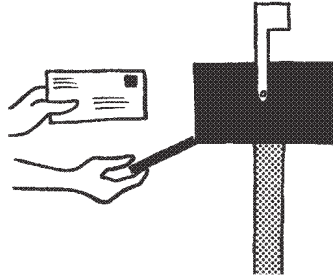
**2 Person From Whom Protection Is Sought**

Your Full Name: \_\_\_\_\_

**3 Notice to Server**

The server must:

- Be 18 years of age or older.
- Live or be employed in the county where the mailing took place.
- Not be listed in items ①, ③, or ⑥ of form EA-100 or in items ①, ②, ③ or ④ on form EA-300.
- Mail a copy of all documents checked in ④ to the person in ①.
- Complete and sign this form and give it to the person in ②.



**4 PROOF OF SERVICE BY MAIL**

I am 18 years of age or older and not a party to this proceeding. I live or am employed in the county where the mailing took place. I mailed the person in ① a copy of all documents checked below:

- a.  Form EA-120, *Response to Request for Elder or Dependent Adult Abuse Restraining Orders* (completed)
- b.  Form EA-320, *Response to Request for Elder or Dependent Adult Restraining Order Allowing Contact*
- c.  Other (specify): \_\_\_\_\_

**5 I placed copies of the documents above in a sealed envelope and mailed them as described below:**

- a. Mailed to (name): \_\_\_\_\_
- b. To this address: \_\_\_\_\_  
City: \_\_\_\_\_ State: \_\_\_\_\_ Zip: \_\_\_\_\_
- c. On (date) \_\_\_\_\_ Mailed from (city): \_\_\_\_\_ State: \_\_\_\_\_

**6 Server's Information**

Name: \_\_\_\_\_ Telephone: \_\_\_\_\_  
Address: \_\_\_\_\_  
City: \_\_\_\_\_ State: \_\_\_\_\_ Zip: \_\_\_\_\_

(If you are a registered process server):

County of registration: \_\_\_\_\_ Registration number: \_\_\_\_\_

I declare under penalty of perjury under the laws of the State of California that the information above is true and correct.

Date: \_\_\_\_\_

▶ \_\_\_\_\_  
Server to sign here

\_\_\_\_\_  
Type or print server's name

This page intentionally left blank